

1 VERBAL COMMENTS

2  
3 BONNY O'CONNOR: Curt Stanley, I think you're our  
4 first speaker.

5 CURT STANLEY: Thank you all for allowing me to come  
6 and say a few words. Who am I? My name is Curt Stanley,  
7 and I'm a small business owner in South Orange County.  
8 Most of my customers, vendors and employees are also in  
9 South Orange County.

10 So what do I do? I have a small business, and  
11 I provide collateral material and give-away promotional  
12 items for companies in South Orange County. Our service  
13 is mostly entirely computer-based and most of the time  
14 our clients are under a tight deadline. It's really,  
15 really important that we, as a small business owner and  
16 other businesses, have the ability to communicate in a  
17 timely manner. It's even possible that should we not be  
18 able to communicate in a timely manner, we could lose  
19 business to others who can.

20 So why am I here? Businesses in South Orange  
21 County like mine are depending on and is dependent upon  
22 realistic electricity infrastructure. The solutions  
23 proposed, I believe, are very fair, and I also think,  
24 though, that the concept of shedding load to address our  
25 lack of redundancy and reliability are untenable

1 alternatives that will not support south county the way  
2 we need it supported in small business. By the way, the  
3 things I approve about are the ones that were made by  
4 SDG&E, not by the people that are providing alternatives.

5           Electricity supports our business and helps us  
6 survive and thrive as a small business owner. We do our  
7 part to conserve energy. We try to reduce the use of our  
8 electricity, but it's not about the amount of power we  
9 use but it's really, in my opinion, about the redundancy  
10 of the electrical system. That's a key. The three  
11 objectives, as I said, stated by SDG&E, I think, are both  
12 practical and needed from a business perspective. And I  
13 hope that the final decision that's made are not by  
14 people who do not live here and have to abide by the  
15 rules that cap them.

16           With that in mind, finally, a reliable  
17 transmission system depends on South Orange County  
18 Reliability Enhancement project proposed by SDG&E, and I,  
19 my wife and other small businesses approve and want to  
20 support this project. Thank you.

21           BONNY O'CONNOR: Thank you. Next we have Larry  
22 Thomas.

23           LARRY THOMAS: Again, thank you for the opportunity  
24 to speak. My name is Larry Thomas. I'm with  
25 Independence, chair the board of San Juan Capistrano

1           BONNY O'CONNOR: Is the transcriptionist being able  
2 to get everything?

3           THE REPORTER: No. That last speaker was difficult  
4 to hear.

5           BONNY O'CONNOR: I would like to remind everybody  
6 that you've got to get close to the microphone.

7                       Next is John Ozurovich.

8           JOHN OZUROVICH: Good afternoon. I'm John  
9 Ozurovich, Senior Director at the facility at Saddleback  
10 College. I'm representing our college to voice support  
11 for the South Orange County Reliability Enhancement  
12 project as proposed by SDG&E.

13                       Saddleback College has over 25,000 students,  
14 and electrical reliability is critical to the successful  
15 delivery of our educational programs. Each time we lose  
16 power there is a tremendous disruption to our educational  
17 process, a significant expenditure of public resources to  
18 reinstate the operation of the campus, and potential loss  
19 of laboratory studies due to the interruption in power.  
20 In addition, campus safety systems are compromised; all  
21 buildings are evacuated; notification of 25,000 students  
22 is needed to let them know the status of the campus; we  
23 have to initiate building fire watches, and we have to  
24 restore all of our computers and servers throughout the  
25 campus; also, there is tremendous traffic gridlock when

1 you try to get 25,000 students out of one area.

2 We also appreciate the conservation  
3 considerations to alleviate reliability issues. And we  
4 take conservation very seriously. We have removed over  
5 1.5 megawatts of power off the grid through various  
6 conservation measures that we have implemented, and if  
7 this liability project is approved, we will continue to  
8 aggressively reduce our load to the extent possible.

9 But just in conclusion, I want to emphasize  
10 again the college's full support for the South Orange  
11 County Enhancement project as proposed by SDG&E.

12 Thank you for your consideration and the  
13 opportunity to speak.

14 BONNY O'CONNOR: Dick Fisher.

15 DICK FISHER: Good afternoon. I'm Dick Fisher. I  
16 am a business owner in South Orange County, Shwack Beach  
17 Grill, Dana Point -- I'm going to add a plug -- and  
18 Cosmo's Italian Kitchen. Good restaurant. I'm also the  
19 president of the Aliso Viejo Chamber of Commerce.

20 I've known Duane for most of the existence of  
21 that business. I think very highly of Duane Cave and the  
22 job that he does for our utilities, and was a direct  
23 participant in the outage of 2011. I think that's the  
24 most significant experience that I've had regarding  
25 redundancy. And I do respect the process of the



1 environmental sensitivities and all those things.

2 I think the gentleman made an excellent  
3 presentation that this is going to be a well-managed  
4 project.

5 When you're in the restaurant business and you  
6 don't have utilities, it's a disaster, and you end up  
7 throwing away thousands of dollars' worth of food. And I  
8 was fighting with a guy at the local hardware store for  
9 the last generator. So it just can't -- and it lasts a  
10 long time. And the last one we got about 30 phone calls  
11 that day. That's the business side. And in representing  
12 the businesses, the city of Aliso -- I know that I speak  
13 for them as well as others -- have said here that it's  
14 very important to have a steady stream and a backup if  
15 something does take place.

16 And on a personal side I have -- my oldest son  
17 Alex is vent-dependent and is in a power wheelchair, and  
18 that was a big panic because the battery backup system  
19 can only go so far. We were running around. We actually  
20 had to pick up all his stuff and his wheelchair and move  
21 him into a hotel because we were going to be without his  
22 ventilator. So from a medical standpoint, a personal  
23 standpoint, as a father, we can't have a system where  
24 people could actually lose their life.

25 I appreciate being here, and I appreciate you

1 gentlemen and your process. Thank you.

2 BONNY O'CONNOR: Next we have Tony Struthers.

3 MR. STRUTHERS: Good afternoon. My name is Tony  
4 Struthers. I'm a San Clemente resident, but I'm also the  
5 hospital administrator at Saddleback Memorial Hospital  
6 here in San Clemente. As an emergency medical source  
7 provider in South Orange County we are closely following  
8 the progress of SDG&E'S proposed South Orange County  
9 Reliability Enhancement project.

10 Reliable power is critical to service our  
11 patients. Just as the gentleman said with his son, we  
12 take care of those patients every day. While we have a  
13 backup power generator, we would prefer not to risk the  
14 health of our patients having to rely upon the short-term  
15 energy solutions unless there are no other options. The  
16 emergency generator at the hospital does not cover the  
17 hundred percent of our power needs; so it's a very, very  
18 short-term solution, and it does tax all of our systems.

19 SDG&E has proposed an excellent option that  
20 would improve the reliability in the electrical  
21 transmission system of the entire South Orange County  
22 region. Our research shows that their proposed project  
23 would provide system redundancy, which is very important  
24 to us, for the 230-kV transmission lines that feed the  
25 distribution system for all 300,000 residents and

1 businesses and millions of seasonal visitors traveling in  
2 South Orange County. Actually, we were somewhat  
3 surprised that the CPUC staff did not recommend the SDG&E  
4 project as its preferred alternative.

5 Second, temporary environmental impacts during  
6 that short-term construction project, CPUC staff ignored  
7 our long-term benefits of the project in favor of their  
8 recommendations and minor upgrades that do not address  
9 the glaring absence of the redundant electrical  
10 transmission system.

11 I urge you to consider the needs of our  
12 community and all the residents of South Orange County  
13 for reliable power and redundant system. Please support  
14 San Diego Gas and Electric's proposed South Orange County  
15 Reliability Enhancement project.

16 BONNY O'CONNOR: Next is Garry Brown.

17 GARRY BROWN: Thank you for the opportunity to  
18 speak. My name is Garry Brown. I am the founder and  
19 president of Orange County Coastkeeper and the Inland  
20 Empire Waterkeeper. Our mission is swimable, fishable,  
21 drinkable and sustainable water, and we deal in all the  
22 surrounding areas to ensure and promote that.

23 You may not realize it that, you know, when we  
24 have a power outage there is a number of things, a lot of  
25 inconvenience, a lot of difficulty that happens. A lot

1 overdue and should be taken care of as soon as it can be  
2 done.

3           Just as a side note, I was in the  
4 environmental review business for 38 years, and it's  
5 still confusing to me, the process you go through. So  
6 I'm trying to understand the process. There's absolutely  
7 a lot of complexity in the process that you are going  
8 through. Thank you.

9           BONNY O'CONNOR: Joe Anderson.

10           JOE ANDERSON: Good afternoon. I'm Joe Anderson.  
11 My wife and I have been residents of the SDG&E service  
12 area here since 1976. That's over 40 years here.

13           But anyhow, I co-chair an organization called  
14 Citizens for Safe and Reliable Power in the South Orange  
15 County area, and we are in support of the project. Our  
16 organization is all volunteer. It's comprised of a few  
17 former politicians like myself, which I'll speak to in a  
18 moment, a business staple and citizens. During our time  
19 in San Clemente, I ran for city council for 16 years and  
20 served three terms as our mayor; so I also have read our  
21 fair share of EIRs.

22           This project is really needed. We're talking  
23 about reliability. We're talking about an area, a huge  
24 area in terms of population that is dependent upon one  
25 substation, that being Talega. If it goes down, we're

1 down. The first advantage will be reliability, which is  
2 very, very important, and increased capacity. The  
3 Capistrano substation, it's been some 50 years since any  
4 major improvements have been made to that. Can you  
5 imagine what's happened in our communities over that vast  
6 time of 50 years in terms of population growth in terms  
7 of the number of houses, in terms of the size of those  
8 houses and most especially what has gone into those homes  
9 that put greater and greater demands on our electrical  
10 grid?

11 In its current form, your Draft EIR falls  
12 short of accomplishing its objectives. It does nothing  
13 to address reliability. As I mentioned earlier, if the  
14 Talega Substation goes down, we are all out of  
15 electricity. Further, the alternates presented fall  
16 very, very short, such as shedding load -- which I can't  
17 believe that would be considered a viable alternative;  
18 rebuilding an antiquated system, which would do nothing  
19 to improve the capacity; or starting over in yet another  
20 location. We've already been working on this about three  
21 years ago, a little more than three years ago, I believe,  
22 and you know this just gets ridiculous. We just can't go  
23 back to square one each time and start all over again for  
24 another three years.

25 So we do support the project.

1           On a personal level, I too have one, which I  
2 will quickly address. My wife has advanced COPD, is  
3 dependent upon oxygen and a ventilator in our home. When  
4 this power outage went out, which I thought was in 2012  
5 but maybe it was 2011. Fortunately, we have a motorhome  
6 at home and I ran our house -- well, not our house, but  
7 all of her equipment off the generator from that  
8 motorhome from about 5 o'clock in the afternoon until  
9 about 2 or 3 in the morning. I left a few lights on so  
10 I'd know when to go out and shut off the motorhome. But  
11 without that, I'd have to take her to the hospital, I  
12 guess. And you know, ICU is \$7,500 a day.

13           So, you know, we need a realistic, up-to-date,  
14 modern electrical system here in San Clemente. Thank you  
15 very much.

16           BONNY O'CONNOR: Next we have Jim Bieber.

17           JIM BIEBER: Good afternoon. My name is Jim Bieber,  
18 and I'm a resident of San Clemente and I own a supply  
19 office up the street. In between my house and the center  
20 here are two properties that we own that are full-time  
21 vacation rental homes, just two streets over, built in  
22 1926. You know, it's total rehab we had to do, and I'm  
23 very familiar with the process of renovating a historical  
24 home and undergoing compliance with a variety of things,  
25 including electricity, and weighing the balance of

1 your handwriting for the last name, but Nancy --

2 NANCY HENT: Thank you for providing this hearing  
3 today. It's nice to hear everybody is voicing the same  
4 thing that we all feel this concern over not being able  
5 to have reliable electricity. And I just appreciate  
6 everybody that helped people needing electricity in their  
7 homes.

8 I'm a local business owner and I'm a director  
9 on the chamber of commerce board of directors and we are  
10 a business in this city. We have a 180 businesses who  
11 just cease and stop if the electricity were out, if we  
12 were in a blackout, and that in a technological era, we  
13 just can't have antiquated and not backed-up systems.

14 So I just urge you to proceed and back SDG&E,  
15 and thank you for being here.

16 BONNY O'CONNOR: Next we have Laer Pearce.

17 LAER PEARCE: Thank you very much for pronouncing my  
18 name right, which is a very unusual occurrence.

19 I'm Laer Pearce. I am a California native and  
20 a 25-year South Orange County resident. I am also the  
21 author of the Amazon No. 1 best selling current affairs  
22 book "Crazifornia" on how California is destroying itself  
23 and why it matters to America, which featured the CPUC  
24 for a number of pages.

25 If there's a single word that we in South

1 Orange County need to pay attention to, it's a word we've  
2 heard several times today already, that is "reliability."  
3 For example, we can no longer depend on a reliable water  
4 supply from our long-standing sources of supply in the  
5 Big Delta and Colorado River. So water supply  
6 reliability is very much on our minds here. Without a  
7 reliable supply of water, businesses leave; they go to  
8 other states. I'm officiating with recruiting California  
9 businesses to help them with their water supply. Third  
10 drop starts on April 7.

11           Similarly, as with the closing of San Onofre,  
12 the state's decades long refusal to need to address the  
13 need for additional electric power generation, we no  
14 longer have a reliable power supply. Electrical system  
15 is something that we took for granted just a decade ago,  
16 but the Draft EIR that's before us today is evidence that  
17 many have simply given up electric supply reliability.  
18 We don't have to do that. We can't afford that.

19           The CEOs of America's leading organizations  
20 have ranked California last in business revenues in each  
21 of the last six years, and they list, as the number one  
22 reason for doing that, the power supply unreliability.

23           The CEO of Intel -- who is Intel? Intel is  
24 the pioneer in high-tech manufacturing in the state --  
25 said that he will no longer build plants in California



1 because of the system supply reliability problems, and  
2 because of that, 4,000 high-paying jobs went to Arizona,  
3 not to California. Those are the members of the  
4 California public, that's work that's in your names.

5           The alternatives in the Draft EIR don't help  
6 us to solve California's energy problems. Those  
7 alternatives worsen them by failing to provide  
8 redundancy, as many of the speakers have already pointed  
9 out. Put another way, they just don't approve  
10 reliability, instead approving the words low shedding,  
11 which is a pretty funny word when you think about it,  
12 let's call it what it is. These are alternatives that  
13 say to get used to just not having the power when we need  
14 it.

15           We heard today why it's not acceptable. It's  
16 not just because the jobs are going elsewhere and  
17 businesses are going elsewhere, it's because of people  
18 with medical needs, it's because of the importance of  
19 tourism and the quality of our ocean water to the South  
20 Orange County economy. Instead, what we hear are  
21 agencies saying, basically, "we don't care. We're not  
22 going to give you the power you need."

23           Are we really so afraid of temporary  
24 construction impacts that we have to reject the best  
25 solution for Orange County's undersupply of power? Are

1 we really afraid to give the big picture and globally do  
2 the right thing -- and, actually, it's not even global.  
3 It's just obviously the right thing. Just ignore the  
4 alternatives of the EIR, and I urge you to not adopt  
5 those and to assess and support SDG&E's proposed South  
6 Orange County Reliability Enhancement program.

7 BONNY O'CONNOR: Next Rhonda Reardon.

8 RHONDA REARDON: I hope you enjoyed that little girl  
9 walking in her heels. This was not the plan to have my  
10 granddaughter with me here today. So I think it's two of  
11 us today.

12 Thank you gentlemen for coming down. I want  
13 to talk about a couple things. I agree with this  
14 gentleman, Mr. Pearce. Thank you very much because you  
15 basically said everything that I was going to say. I am  
16 the former mayor of Mission Viejo. 2013 was my  
17 mayorhood. We had a significant power outage, three  
18 hours in the evening, at night; so it didn't seem to be  
19 that big of an impact, but it was. I also, in my former  
20 life, was a project manager, and I implemented projects,  
21 mostly technology projects. All of us in this room know  
22 that technology has changed vastly over the last several  
23 years. When I first started working on it, it was like  
24 every 18 months. Now it's even quicker than that.  
25 Quicker, faster and more. So the current infrastructure

1 that we have is not sufficient.

2 We ask -- and I'm asking on behalf of myself  
3 as a resident of Mission Viejo over 30 years, and as the  
4 former mayor, to please consider the fact that your  
5 alternatives that you offer in the Draft EIR, although  
6 they may have seemed reasonable, are not reasonable.  
7 Turning your power off is not going to work.

8 Just so you know, I didn't bring her, like I  
9 said, on purpose, but I will tell you, she expects us  
10 adults in this room to make wise and right decisions for  
11 her future, and that of all of our children and our  
12 grandchildren, and that is why I would ask you to think  
13 about the future, because even though we have enough  
14 power today, we may not have enough power this summer, we  
15 may not have it in two years or five years and this  
16 project I believe is very well thought out.

17 I appreciate SDG&E for spending the time that  
18 they have and the money to get public input all along the  
19 way. And I appreciate the fact that you are taking the  
20 time to come down and meet with us.

21 So, please, I support the project as a  
22 resident, as a former mayor of Mission Viejo, and I ask  
23 you to think about our future. Thank you very much.

24 BONNY O'CONNOR: Next is Wendy Bucknum.

25 WENDY BUCKNUM: I am Wendy Bucknum. I am a current

1 city Councilwoman in Mission Viejo; so it's nice to run  
2 into Rhonda. You know that was going to happen.

3 I have been a 25-plus-year resident, and I  
4 married a person who was born and raised in Mission  
5 Viejo. So we are long-time south county residents and  
6 have seen a lot of changes.

7 One key conclusion, really truly is that I  
8 don't believe that the DEIR will accomplish the  
9 objectives of the project because none of the  
10 alternatives carry forward solving the need for  
11 redundancy, which is really the main issue here. And  
12 you've heard about the power outages they had and it's  
13 significant. Especially in Mission Viejo, we have a  
14 hospital, we have a college, and it's a trauma center,  
15 and I know that there's backup power, but the bottom line  
16 is we've got to do better in the events of the future.

17 Our current electrical system truly has no  
18 redundancy. If that Talega system goes down, there's no  
19 backup and the alternates don't address that.

20 I'll try not to repeat things that have been  
21 said, out of consideration for you who are trying to come  
22 here.

23 I do want to say that the reliability, it  
24 doesn't address any kind of reliability and you cannot  
25 have capacity without reliable power. Any alternate that

1 relies on interconnection also with southern California  
2 Edison system is really -- that's truly unacceptable  
3 because it would require a whole different process,  
4 really sets this whole situation back. Really not a  
5 great solution.

6           The best solution of me keeping the lights on  
7 in our growing communities -- and Mission Viejo is one of  
8 those communities where everything has been built around  
9 it as well; so we understand the need to work with the  
10 communities that are around us. We've lightened our  
11 roads so that people can get to wherever they need to get  
12 to on the other side of Mission Viejo, and we want to be  
13 good neighbors. And I would say that we would ask the  
14 same of our neighboring cities when their hand gets --  
15 when we tap them to say, you know, "We need you to do a  
16 little something so that we can provide reliability for  
17 all of South Orange County."

18           One thing I do want to touch on is, in my  
19 daytime, in my normal job, I work for a community  
20 management company called Professional Community. We  
21 manage many 55-plus communities. When the power goes  
22 down, it's almost an emergency situation in those  
23 communities. I mean, there's -- Palmilla, Casa Del Sol,  
24 and Laguna Woods Village are three of the communities  
25 that I mentioned. There's many others that we specialize

1 in. It is a significant issue for the aging population.  
2 Our aging population is increasing in south county. That  
3 is demonstrated by the census. You can take a look at  
4 it. This issue is very important because a lot of our  
5 seniors are aging in place, so in their homes. So they  
6 do need power that is reliable because they're using  
7 medical equipment for their life-saving purposes.

8           So I urge you, do not adopt any of the current  
9 alternatives in the Draft EIR. Instead, support the  
10 proposed South Orange County Reliability Enhancement  
11 project as it's been proposed. Thank you.

12           BONNY O'CONNOR: Next we have Shawna Schaffner.

13           SHAWNA SCHAFFNER: My name is Shawna Schaffner, I'm  
14 the CEO of CAA Planning Consultants. I represent the  
15 Edwards family that lives at 26566 Calle Lorenzo in San  
16 Juan Capistrano, and their home backs up to the  
17 Capistrano Substation.

18           We acknowledge the great need for this project  
19 and enhancement reliability is a critically important  
20 part of this hearing, but the EIR completely fails to  
21 analyze the impacts on the residents that live in the  
22 path of the substation. Putting 45 to 60 foot  
23 structures, big huge structures where there is nothing  
24 right now, has a significant environmental impact. We  
25 asked for shade and shadow studies during the scoping

1 meeting, during the application, dating back to 2011 that  
2 has not been conducted. And so we're scratching our  
3 heads trying to understand why the impacts to these  
4 residents, many of which are low-income and are very  
5 impacted, have not been done.

6           So we think the DEIR is insufficient. It  
7 needs to be revised to fully analyze shade and shadow  
8 imprints and a variety of other issues. We will be  
9 submitting in writing as well and writing each other.  
10 But just very surprised that the EIR didn't acknowledge  
11 the impact to analyzing or address them in any way. So  
12 we would urge that that be done before the Final EIR is  
13 prepared on the project.

14           BONNY O'CONNOR: Next we have Jim Dahl.

15           JIM DAHL: Hi, I'm Jim Dahl. Fifty-year resident of  
16 San Clemente, four-term council member, and four-term  
17 mayor of San Clemente, and also a retired fire captain in  
18 Orange County fire unit in the city of San Clemente for  
19 over 40 years.

20           The South Orange County Reliability  
21 Enhancement project is very important in a lot of  
22 different ways, especially in public safety. Reliability  
23 of power is so important. When we had a power outage a  
24 couple of years ago, we lost cell coverage in San  
25 Clemente after five hours because a backup system was so

1 depleted because of the number of calls being made in all  
2 the cell sites in San Clemente. Some have generators,  
3 but not all; so that's really a real problem. Also, our  
4 traffic signal system over here in San Clemente taxed our  
5 public safety folks both street maintenance and our  
6 sheriff's department; so it's very important that we have  
7 a good reliable power grid in San Clemente. In my 50  
8 years I've seen many instances where we've had outages in  
9 our community, and they can be very devastating.

10 As Joe Anderson spoke about a C.O.P.D.  
11 breathing machine, we have many, many patients in San  
12 Clemente that are on either PAP machines or breathing  
13 machines, home dialysis, and all sorts of other medical  
14 equipment that needs good, reliable power.

15 So it's very important that we have good,  
16 reliable power, and this project will bring it to San  
17 Clemente and San Juan Capistrano. Thank you.

18 BONNY O'CONNOR: Enzo, I apologize. I'm not even  
19 going to try.

20 ENZO SEOGNANIGLIO: I get that all the time. Don't  
21 worry.

22 Good afternoon everyone. My name is Enzo  
23 Seognaniglio. I'm the chair for Dana Point Chamber of  
24 Commerce, and 35-years resident. Dana Point Chamber  
25 represents over 400 businesses in our community. The



1 Dana Point Chamber of Commerce strongly supports San  
2 Diego Gas and Electric's proposed South Orange County  
3 Reliability Enhancement project.

4 Main Dana Point businesses are the whale  
5 watching cruises, restaurants, hotels and the tourist  
6 industry. The Dana Point population struggles by  
7 hundreds and thousands daily to draw tourists. We need  
8 power for our business, our residents in our community.  
9 Loss of power, even for one day, can have devastating  
10 consequences on our businesses. As a business owner, I  
11 remember when we lost power in 2011, I had a full  
12 restaurant, probably about 170 people, and we cooked  
13 every single dinner nonstop and some people go. It took  
14 me couple months just to recover the loss. I think we  
15 bought three generators, by the way, just because we were  
16 afraid.

17 On behalf of our business we ask that you do  
18 not follow staff recommendation of shutting off the  
19 power. We support SDG&E's plan to provide redundancy in  
20 the transmission system to the project reliability. To  
21 and for the businesses of Dana Point, we ask that you do  
22 the SDG&E project. Thank you very much for your time.

23 BONNY O'CONNOR: Next we have Donna Varner.

24 DONNA VARNER: Good afternoon. I'm Donna Varner.  
25 I've lived in Mission Viejo. I've been a resident for

1 over 40 years.

2           As a south county resident and long-time  
3 business owner, I'm greatly concerned about the staff  
4 recommendations presented in the Draft EIR for the South  
5 Orange County Reliability Enhancement project. They do  
6 not represent the project. What I understood, and I have  
7 been following this for some time, it was designed to  
8 create a safe and reliable energy infrastructure for  
9 South Orange County.

10           Alternative A does not accomplish a project  
11 objective and continues to put our community at risk for  
12 having an unreliable power source. The SCE alternatives  
13 will require additional time and costs for environmental  
14 studies and will require SDG&E to acquire new land.

15           The right solution is to rebuild a 50-year-old  
16 Capistrano Substation and run additional 230-kilovolt  
17 lines to Talega Substation. Now, I want to mention  
18 something because of the talk about the residents living  
19 close to substation. If I were a resident, I would love  
20 to have this done. The building itself is going to  
21 enhance that area tremendously; so I don't see what the  
22 problem is. If it makes the area look better, it's  
23 better for the residents.

24           Our Energy infrastructure affects all other  
25 systems, transportation, water, safe water, safety -- the

1 list goes on and on. We must have a reliable and  
2 redundant system. The best solutions to keeping the  
3 lights on in our growing communities were rejected due to  
4 temporary construction impacts.

5 Please reject the staff recommendations and  
6 include this reliability enhancement project as proposed  
7 by SDG&E. Thank you.

8 BONNY O'CONNOR: Next we have Mike Munzine.

9 MIKE MUNZING: When I got the letter I crawled out  
10 of my death bed to make it here. I'm city councilman and  
11 mayor pro tem in Aliso Viejo. I'm also a regional  
12 director of SCAG as well.

13 We had this presented to us this last  
14 Wednesday night, and redundancy and energy consistency is  
15 absolutely critical and I think this will be a great  
16 project. It's not really for our city, since only a  
17 fraction of our city will be helped by this, but  
18 certainly that is the -- you know, every home, every  
19 business is critical and having a redundancy and that  
20 benefit is what we need.

21 I won't go into a lot of detail, but certainly  
22 we support the project. I appreciate the time. Thank  
23 you.

24 BONNY O'CONNOR: Is there anybody that wanted some  
25 additional time to speak? We have a few minutes left for

1 this meeting.

2           If that's the case, then I guess we can  
3 conclude this meeting. Thank you all for coming.

4           (Whereupon the proceedings concluded)

5

6

7

8

9

10

11

12

13

14

15

16

17

18

19

20

21

22

23

24

25

1           Lastly, a reminder that providing a verbal  
2 comment is only one way to comment on the Draft EIR. If  
3 you have prepared written comments, you can submit them  
4 tonight. Otherwise, you can follow the directions that  
5 are on the materials that are available at the front  
6 door.

7           ANDREW BARNSDALE: I just have one more item I want  
8 to bring up. We have had several requests from, I  
9 believe, the city of San Juan Capistrano and, I believe,  
10 the Unified School District here, and a few other  
11 individuals, for an extension of the comment period from  
12 45 days, that would be from 45 days to 90 days. So we've  
13 had those requests from several individuals as well. The  
14 Commission has considered all those requests and has  
15 denied them; so this commentary will end promptly on  
16 April 10. Thanks.

17           BONNY O'CONNOR: Let's get started so we can ensure  
18 that everybody has time to talk. We will start with Rhen  
19 Kohan.

20           RHEN KOHAN: So this is really hard. I thought I  
21 could write something and be coherent, but it is a very  
22 upsetting process to watch all of this and so it's been  
23 hard.

24           I'm a homeowner living by the substation; so  
25 my comments are directed at that. I want to thank you,

1 all of you, for your time and your efforts and for  
2 reviewing our comments.

3 I attended the San Clemente hearing today.  
4 The majority of the comments supported the proposal as  
5 has been proposed, stressing how reliability and  
6 redundancy were crucial for our county in every way  
7 businesswise. So first off, I don't disagree with that.  
8 I agree with that wholeheartedly. I listened, though, as  
9 I listened and I saw, you don't live there. You don't  
10 live across the street in our community and that's what's  
11 the impact to us. They don't mention the population, the  
12 housing around the substation. In all of the impacts  
13 you're talking about, that was way down on the list.  
14 That's very top on the list to us. So I challenge you  
15 Commissioners to bridge these gaps and address our  
16 concerns and not lessen what is needed. This thing is  
17 like a piece of clay. It needs to be molded some more,  
18 not as it is set in stone right now because not  
19 everything is being considered.

20 So 1918 the city built the substation. In  
21 1974 our homes were built, 100 or so to the north of the  
22 substation, 178 to the south. So there you've got these  
23 homes that have been kind of shoehorned in there. They  
24 also gave us a park, but there are transmission lines all  
25 over the top of the park. So I took my daughter there

1 when she was small. She's 26 now. So I would not go  
2 back up there with a grand kid or a pet. No, I would not  
3 go under those lines because I've learned so much about  
4 EMF exposure that I would not do that anymore. We have  
5 used respected instruments in our community to test out  
6 the EMF levels now, recently. When I moved in I had  
7 SDG&E out and they told me everything was just fine.  
8 Well, I did --

9 BONNY O'CONNOR: I'm sorry. We hit our two-minute  
10 mark.

11 RHEN KOHAN: Two minute. Thank you.

12 I trusted what SDG&E told me. I didn't know  
13 from what, but now cancer is popping up in our  
14 neighborhood. In 2006 I see CPUC set up rules --

15 BONNY O'CONNOR: Actually, that's the two-minute  
16 mark. We need to keep everybody to two minutes to make  
17 sure that --

18 RHEN KOHAN: That is not fair. I prepared for  
19 three.

20 BONNY O'CONNOR: Sorry. We have more people  
21 requesting to speak this time.

22 RHEN KOHAN: Okay. Now that I just found that out,  
23 I would like to request either that you take the  
24 substation out entirely, which may sound crazy to you, or  
25 to look at alternative D and F to get into that landfill

1 and incorporate the Rancho Mission Viejo Substation out  
2 there. Please do that and think of our community. You  
3 just can't go ahead and not think about our community.  
4 We're there. We're captives. Come on. Thank you.

5 MR. BARNSDALE: Thank you. Thank you. We  
6 appreciate it.

7 BONNY O'CONNOR: I would like to remind everybody,  
8 out of respect for all the people who would like to speak  
9 tonight, to please let's try to keep that two-minute  
10 time.

11 The next speaker will be Wayne Brown.

12 WAYNE BROWN: Good evening. My name is Wayne Brown.  
13 I am the government relation manager for the South Orange  
14 County Economic Coalition.

15 The South Orange County Economic Coalition  
16 represents some of the largest employers in the region.  
17 In all, south county businesses generate \$25 billion in  
18 revenue each year. That fact is detailed in this report  
19 produced by Saddleback College and the Economic  
20 Coalition. We are not talking about a bedroom community,  
21 as some would think, but a region that is one of the  
22 crucial economic drivers of this county.

23 The lack of safe and reliable electrical  
24 system is a major barrier to attracting and growing  
25 businesses in south county. Our members are gravely



1 PAM PATTERSON: Pam Patterson. I'm speaking as a  
2 resident of San Juan Capistrano. I just want to discuss  
3 again Mission Hospital being here talking in favor of  
4 this and just ignoring the health risks for the children  
5 of our community. So I think that next time, you know,  
6 you're tempted to donate money to Mission Hospital, you  
7 might want to donate it to pediatric cancer instead.

8 BONNY O'CONNOR: Before anybody else comes up to  
9 speak, can we get a tally of everybody who will want to  
10 speak so I can distribute the time evenly.

11 Two more people, three more people. Okay.

12 We have just over 10 minutes left. So we'll  
13 give you each three more minutes. And, please, remember  
14 to restate your name when you come back up to the  
15 microphone.

16 CHARLIE VIEW: Charlie View, Director for the city  
17 speaking on behalf of the city of San Juan Capistrano.

18 One thing we didn't see in the EIR  
19 alternatives that we'll also be asking about is whether  
20 the Carlsbad "Peaker" station was included in terms of  
21 reliability and redundancy. We understand that's a  
22 significant consideration. We ask if that was included  
23 in the analysis or not. Thank you.

24 RHEN KOHAN: My name is Rhen Kohan. Yes, I come  
25 off emotional and upset, but I am not saying I don't want

1 the reliability and redundancy. I'm also of business  
2 mind, and I see what we need. We need to grow. That is  
3 very true. But it's the wrong spot. And there are the  
4 considerations that people keep saying, our kids, people  
5 that are growing up there, people that want to go outside  
6 where there are lines. So please don't -- it is not  
7 because you object to a project, does not mean that you  
8 throw out every business acumen you have within your  
9 head.

10 BONNY O'CONNOR: There was one more here in the  
11 back.

12 TOMMY NELSON: Tommy Nelson. I guess one more thing  
13 I wanted to add is, you know, I know we're here to speak  
14 specifically on comments to the EIR and, you know,  
15 there's so much emotion that everybody is coming in here  
16 with. You know, one of the things that I wanted to make  
17 sure that I commented on is that aesthetics is not less  
18 than significant. It's not been acknowledged in the EIR  
19 as being mitigated for. I would struggle to characterize  
20 that as a less-than-significant impact. And then, you  
21 know, from a historical standpoint, again, I feel like  
22 that's also not a less-than-significant impact, hasn't  
23 been accounted for in mitigation. That really needs to  
24 be reiterated. Thank you.

25 MR. BARNSDALE: Thank you. I appreciate it.

1 a new 230-kV substation in San Juan Capistrano on the  
2 current site. Thank you.

3 BONNY O'CONNOR: Julie Vandermost.

4 JULIE VANDERMOST: Good evening. My name is Julie  
5 Vandermost, and my address is 30900 Rancho Viejo Road,  
6 Suite 100, in San Juan Capistrano. As the owner of a  
7 local environmental consulting firm, and also a San Juan  
8 Capistrano resident, I'm very concerned about the current  
9 direction of the South Orange County Reliability  
10 Enhancement Project Draft Environmental Impact Report.

11 In my opinion, only the SDG&E proposal is  
12 going to meet the project objective of addressing energy  
13 reliability and redundancy in South Orange County.

14 I've lived and worked here for 25 years and  
15 have experienced several blackouts that have been quite a  
16 problem for my business as well as our family. Our  
17 communities remain unprotected from a major blackout  
18 event, which results in the loss of tens of millions of  
19 dollars to our economy and significantly impacts small  
20 businesses like mine as well as all businesses in South  
21 Orange County and our residents.

22 I urge the CPUC to approve the project as  
23 proposed by SDG&E and reject all other alternatives.  
24 This redundant infrastructure is standard and it's  
25 expected in other large communities, and we deserve the

1 same here. Thank you.

2 BONNY O'CONNOR: Thank you. Next is Brian Beeman.

3 BRIAN BEEMAN: Good evening. My name is Brian  
4 Beeman. My address is 28022 Camino Del Rio, San Juan  
5 Capistrano.

6 As a San Juan Capistrano resident, former  
7 traffic commissioner and former large business owner, I'm  
8 very concerned about the lack of acceptable alternatives  
9 presented in the South Orange County Reliability  
10 Enhancement Project Draft EIR. We've been following the  
11 project for several years and we're relieved to see the  
12 SDG&E proposal to create redundancy by giving us another  
13 230-kV substation and a double-circuit 230-kV  
14 transmission network. Our communities are growing and a  
15 reliable energy infrastructure is crucial to our quality  
16 of life.

17 The EIR as presented does very little to  
18 actually address reliability in South Orange County,  
19 which was the primary objective of the SDG&E proposed  
20 project. We especially take issue to the No Project  
21 Alternative and the idea that blackouts are an acceptable  
22 solution.

23 The July 2013 power outage was a wake-up call  
24 that we must all move quickly to improve the reliability  
25 of our energy infrastructure, upon which our other

1 infrastructures -- public safety, water, waste water,  
2 communications and transportation -- are all dependent.  
3 We can't wait for years of additional studies and  
4 property acquisitions that would be required to tie into  
5 SCE's 230-kV system. We need reliability and we need it  
6 now.

7           The best solution to keep the lights on in our  
8 growing communities was rejected due to temporary  
9 impacts. Please consider SDG&E's original project as  
10 proposed. If this project is really about improving  
11 reliability in South Orange County, the current  
12 alternatives fall short of accomplishing that objective.  
13 Thank you.

14           BONNY O'CONNOR: Thank you. It was suggested that,  
15 maybe in the interest of time, we have someone, the  
16 speaker next in line, wait by the podium just to keep  
17 everybody flowing a little bit faster. So I think we can  
18 go ahead and do that.

19           The next speaker will be Jonathan Volzke, and  
20 then the next person after him will be Ricardo Beas.

21           JONATHAN VOLZKE: Good evening. My name is Jonathan  
22 Volzke. Like the previous earlier speaker, I also own a  
23 home and live within a stone's throw of the substation.

24           A lot of what you're hearing tonight is fear,  
25 frankly, fear from my neighbors, fear from people of EMF,

1 fear of change. In San Juan Capistrano we don't like  
2 change. We're a historic town. I have a fear as well.  
3 I fear going through a period without electricity as we  
4 did several years ago when the Arizona incident happened.

5           Being an older town, San Juan Capistrano is  
6 not prepared for things like that. Our traffic lights do  
7 not have backup systems, traffic was a mess. Being a  
8 freeway town, we had people getting off the freeway  
9 trying to get fuel on their way home. The gas stations  
10 weren't working without electricity. I think one of the  
11 problems we're facing here tonight with people who oppose  
12 this has been the reliability that SDG&E has been able to  
13 provide for us in our communities. We take electricity  
14 for granted, and that incident was a small example of  
15 what can happen without it. I can't imagine that anyone  
16 thinks it's a good idea that all of the electricity for  
17 South Orange County that powers our hospitals, powers our  
18 homes, powers our traffic system, powers our police  
19 station, comes through one place.

20           So I urge you to support this project. It  
21 will enhance the neighborhood. SDG&E has agreed to make  
22 improvements to the property. We need it for reliability  
23 and we need it as soon as possible. I do want to  
24 disclose also, by the way, that I was able to work with  
25 the project for a couple of years. So I got to know it

1 very well and also got to know and listen to the  
2 opposition, and as I said, it's fear based not fact  
3 based. So thank you.

4 BONNY O'CONNOR: The next person in waiting is John  
5 Gillotti.

6 RICARDO BEAS: Good evening. I'm Ricardo Beas, from  
7 Ricardo's Place Restaurant.

8 I approve and I'm in favor of the project.

9 I would just give you a little scenario in  
10 which our restaurant goes through when we have a  
11 blackout. Once we had the computers down, the waiters,  
12 servers are running, asking people to pay cash, and some  
13 people would leave because they don't want to get in  
14 traffic. We got to look for candles. So some people  
15 still want to eat. So we have 45 employees, we have  
16 families that rely that we need electricity. So it is a  
17 fact that we need electricity. Our family is behind the  
18 need of that because our community needs other resources  
19 to be a better town.

20 So I am in favor. So that was one scenario  
21 that we went through when we had the blackouts. And  
22 that's what I'm in charge to do when we face those facts.  
23 So to me it's very crucial that I don't have to worry  
24 about those things. I already worry about too many  
25 things in business. I mean, paying the bills is hard.

1 So that's the scenario that I think from the business  
2 world. So I hope that you guys understand how we feel in  
3 the business. So those are the facts. We need  
4 electricity. And I trust that we have a great system in  
5 which we'll get that. Thank you.

6 BONNY O'CONNOR: John Gillotti. No?

7 The next speaker will be Kathleen Petersen,  
8 and the next person up will be Peter Woodfill after that.

9 KATHLEEN PETERSEN: Good evening, members of the  
10 CPUC and guests. I'm Kathleen Petersen, the president of  
11 the homeowners association at Las Brisas.

12 Las Brisas is about 40 years old now. It's  
13 right across the street from the substation. And the  
14 enhancement project that we are talking about would be  
15 part of the area right there. Now, we're not saying  
16 don't have reliability. It can be done other places. It  
17 doesn't have to be done across the street from a lot of  
18 people. Okay.

19 So the substation was started almost a hundred  
20 years ago. It was the only open farmland around there at  
21 that time, and then it was upgraded in the 50's, and  
22 there was still no housing there. So now they're  
23 upgrading it again. There's thousands of homes. There's  
24 two schools, parks and all kinds of activities going on  
25 there all the time, and we say, you know, keep the



1 reliability but put it somewhere else. Add it to some  
2 other substation somewhere in the area or add a new one  
3 out in the open space south of town. So it's not that  
4 we're against electricity. We just don't want any more  
5 EMFs or problems in our community. We have one exception  
6 here, we'd like to keep the historic building that's  
7 there.

8           In the letter from the PUC, and you heard this  
9 again tonight, they first advised us of all the adverse  
10 environmental impacts, that is traffic, road closures on  
11 Camino Cap, Via Pamplona, and San Diego. This would be  
12 significant and unavoidable even after feasible  
13 mitigation. Really? I mean, you know, this is not  
14 something I'm looking forward to. Also potentially  
15 significant impacts to aesthetics, biological resources,  
16 hazardous materials, hydrology and water quality, noise,  
17 public service, utilities, et cetera, et cetera. After  
18 this long list of adverse affects, you want us to believe  
19 with mitigation by the applicant that all of these  
20 effects could be less than significant?

21           BONNY O'CONNOR: Thank you. That was two minutes.

22           KATHLEEN PETERSEN: We find this to be unacceptable  
23 and we would like to see this moved. Not to a point that  
24 we don't have electricity, but move it somewhere that's  
25 not populated like the rest of the substations are in

1 south county.

2 BONNY O'CONNOR: Thank you. The next person on deck  
3 is Carolyn Caveche.

4 PETER WOODFILL: Good evening. My name is Peter  
5 Woodfill. My address is 16 Glen -- in Rancho Santa  
6 Margarita. I serve as the chair elect for the Board of  
7 Directors of the South Orange County Economic Coalition.

8 The Economic Coalition is the region's primary  
9 representative in the business community. We represent  
10 companies that are both large and small. Our board of  
11 directors unanimously supports the San Diego Gas and  
12 Electric South Orange County Reliability Enhancement  
13 Project.

14 The staff's idea that the South Orange County  
15 should continue to rely on 50-year-old technology and  
16 simply shed load or suffer blackouts when necessary is  
17 not an acceptable solution. I would expect the  
18 Commissioners to understand that South Orange County is  
19 no longer a sleepy bedroom community, but, in fact, a  
20 vibrant \$25 billion economic power that expects and  
21 demands a reliable system. We must have this redundancy  
22 without further studies and delays. Our schools,  
23 businesses, colleges, hospitals, residents, all require  
24 reliable electricity with redundancy built in. Anything  
25 less is a major threat to public safety and to the

1 south county.

2 BONNY O'CONNOR: Thank you. The next person on deck  
3 is Carolyn Caveche.

4 PETER WOODFILL: Good evening. My name is Peter  
5 Woodfill. My address is 16 Glen -- in Rancho Santa  
6 Margarita. I serve as the chair elect for the Board of  
7 Directors of the South Orange County Economic Coalition.

8 The Economic Coalition is the region's primary  
9 representative in the business community. We represent  
10 companies that are both large and small. Our board of  
11 directors unanimously supports the San Diego Gas and  
12 Electric South Orange County Reliability Enhancement  
13 Project.

14 The staff's idea that the South Orange County  
15 should continue to rely on 50-year-old technology and  
16 simply shed load or suffer blackouts when necessary is  
17 not an acceptable solution. I would expect the  
18 Commissioners to understand that South Orange County is  
19 no longer a sleepy bedroom community, but, in fact, a  
20 vibrant \$25 billion economic power that expects and  
21 demands a reliable system. We must have this redundancy  
22 without further studies and delays. Our schools,  
23 businesses, colleges, hospitals, residents, all require  
24 reliable electricity with redundancy built in. Anything  
25 less is a major threat to public safety and to the

1 economic well-being of our region.

2 I have no doubt that the Commissioners will  
3 stand behind the local community and support the original  
4 project as drafted and not adopt any of the current  
5 alternatives in the Draft EIR.

6 Thank you for your attention.

7 BONNY O'CONNOR: Next person on deck is Beth  
8 Apodaca.

9 CAROLYN CAVECHE: Good evening. My name is Carolyn  
10 Caveche. I'm the president and CEO of the Orange County  
11 Taxpayers Association.

12 O.C. Tax is the only county-wide organization  
13 that represents taxpayers, ratepayers and businesses on  
14 governmental rate spending and issues. I very much  
15 appreciate you being here today. Thank you for your  
16 attention in this matter.

17 Power reliability is critical for businesses  
18 and residents throughout the region, and we expect and  
19 have a high expectation that our utilities are going to  
20 maintain and upgrade our infrastructure, but we also  
21 expect our regulatory agencies to review, obviously  
22 mitigate and then approve the needed upgrade project for  
23 this county.

24 Now, according to the Draft EIR study, the  
25 proposed project will have no significant environmental

1 impacts once the substation is operational. And while  
2 there are impacts directly related to construction, it's  
3 really rare to find a project that doesn't have temporary  
4 impacts during construction. I sat in a local city  
5 council for 12 years. I don't think I approved one  
6 project that didn't have temporary impacts during  
7 construction.

8           Orange County residents have paid through  
9 their electric bill for projects throughout the state,  
10 including Northern and Central California. Now it's our  
11 turn now here in Orange County. We have an opportunity  
12 to upgrade our own electrical infrastructure that is  
13 badly outdated and we want to see that occur.

14           O.C. Tax supports tax and fee-supported  
15 programs that are fair, understandable, cost effective,  
16 and good for the economy. SDG&E's South O.C. Reliability  
17 Enhancement Project hits the mark on all of the pillars  
18 of our organization. So therefore I'd like to ask you to  
19 reconsider the project recommendations and approve the  
20 project as proposed.

21           Thank you so much for your time.

22           BONNY O'CONNOR: The next person on deck is I.M.  
23 Byrnes.

24           BETH APODACA: My name is Beth Apodaca. I'm  
25 here tonight to read a letter from my boss Dr. Marilyn

1 David.

2           Age Well Senior Services is a nonprofit,  
3 public benefit organization based in Laguna Woods  
4 providing critical program services and resources to  
5 seniors, primarily in South Orange County since 1975.  
6 Age Well Senior Services is a leader in providing home  
7 and community-based services to ensure that seniors can  
8 stay in their homes longer and maintain the quality of  
9 life they deserve. We provide a multitude of services to  
10 South County senior communities including home delivered  
11 meals, programs and services, at 13 community and senior  
12 center sites, adult day care, and Alzheimer's social day  
13 care, case management and in-home support, transportation  
14 and health and wellness programs.

15           Our ability to serve our average base of  
16 10,000 seniors in South Orange County is greatly  
17 dependent upon highly functioning infrastructure.  
18 Without access to reliable power we are unable to care  
19 for the residents that depend upon us to continue to  
20 thrive in their own homes. Without power, every single  
21 service that we provide is at risk and our customers are  
22 left vulnerable at a time when they most need our help.  
23 Lack of safe and reliable power presents a serious risk  
24 to the public health and safety. We cannot fathom how  
25 the CPUC staff arrived at the conclusion that blackouts

1 were an acceptable solution for south county residents.

2 Please approve SDG&E's plan as submitted.

3 Thank you.

4 BONNY O'CONNOR: Thank you. The next person is Marc  
5 Serna.

6 ILSE BYRNES: Good evening. I'm Ilse Byrnes. I'm a  
7 historian. As you know, San Juan Capistrano is the  
8 historic town all around, and it's not just the Mission.  
9 It is many of the other sites that are on the national  
10 register of historic places.

11 The substation, as it is now, mainly qualifies  
12 to be on the register too since it is close to 100 years  
13 old; therefore, it has to be saved because having it  
14 there as a new monster does not fit into the historic  
15 town that we have; therefore, I urge that it would be  
16 placed somewhere else and keep the substation as is,  
17 restore it, make it an office building, a museum,  
18 something like that that fits in the environment, but  
19 that proposed subject, proposed building as it is now  
20 does not fit to San Juan's historic sites. Thank you.

21 BONNY O'CONNOR: Next person on deck is Tommy  
22 Nelson.

23 MARC SERNA: Good evening. My name is Marc Serna.  
24 I am the director of engineering and operations with  
25 Moulton Niguel Water District.

1 Moulton Niguel Water District is a retail  
2 agency, retail water agency that serves 170,000 customers  
3 in South Orange County. Electrical reliability is  
4 extremely important for the distribution and conveyance  
5 of water through our system. It's also important for the  
6 safe maintenance of our waste water system, which has a  
7 direct effect on the environment as well as the public  
8 health of our community. Of course we have backup  
9 generators to support our facility operations, but those  
10 should be used primarily for emergencies and not as a  
11 substitute for the needed investments in infrastructure.

12 It is important for our utilities to who have  
13 redundancies built into their infrastructure to ensure  
14 reliability for our customers. Moulton Niguel  
15 understands and appreciates the concern over the  
16 temporary environmental impacts that will occur during  
17 construction but encourage the Commissioners to consider  
18 that these impacts are temporary and are outweighed by  
19 the long term benefits of electrical reliability for the  
20 region. Thank you.

21 BONNY O'CONNOR: Thank you. The next person on deck  
22 is Richard Stein.

23 TOMMY NELSON: First, I'd like to encourage everyone  
24 to read both the approved long-term transmission plan as  
25 well as the California Public Utilities Commission recent



1 decision that was dated in 2014, January.

2 Any time a line is being shown as  
3 reconducted, as in some of the alternatives in this  
4 project, it's already approved in the case of a long-term  
5 transmission line. So that shouldn't even be considered  
6 as an alternative. That's not a less than significant  
7 alternative. The No Project Alternative is not a less  
8 than significant alternative.

9 We have a historic building downtown. We  
10 should be protecting that. It should have been part of  
11 the studied impacts that it was a historic building or is  
12 a historic building.

13 Advance notice is not mitigation. When you  
14 talk about there being advanced notice for the traffic  
15 impact, that's not mitigating the problem. We don't have  
16 a way to route around the problem. You're looking for  
17 comments specifically on the EIR. That is not mitigation  
18 for the problem.

19 I would just also say that the powerful  
20 analysis, that I'm sure PUC has done on this, should have  
21 been included in the EIR because the M minus 1 and M  
22 minus 1 contingencies don't have to include the  
23 Capistrano Substation. It could have been studied as a  
24 result of the Talega, prior substation at the dump, or  
25 the proposed expansion of the substation at Rancho

1 Mission Viejo. Those are the alternatives that should  
2 really be considered.

3           And one more thing, just the Arizona outage  
4 from a couple of years ago that was mentioned earlier,  
5 that had nothing to do with anything downstream. That  
6 was the Hassayampa line coming in from Arizona. It was a  
7 blown transformer, yeah, there were gas stations out  
8 everywhere, but it was also out in San Diego. That would  
9 have had nothing to do with anything downstream of San  
10 Juan.

11           BONNY O'CONNOR: Next person on deck is Joshua Host.

12           RICHARD STEIN: Hi, I'm Richard Stein. I'm a  
13 25-year-long resident of San Juan Capistrano, and I'm  
14 generally a no-growth or slow-growth person, and I have  
15 also led campaigns to save historic buildings; so please  
16 keep that in mind when listening to my remarks.

17           30 years ago I built my own computer and it  
18 had a 256 K floppy drive and that was state of the art at  
19 the time. And then around 1998 or '99 I got onto AOL and  
20 I had to have a dial-up modem in order to get onto the  
21 Internet and get my e-mail, and that was state of the art  
22 at the time. Well, what we have in the substation is  
23 actually older than me, and look at my gray hair. So  
24 it's 1950, 60-year-old technology that is obsolete and  
25 that absolutely has to be upgraded as part of this.

1           You know, I think the building is not exactly,  
2 you know, one of the greatest architectural magnificent  
3 pieces to be saved. We have many more wonderful  
4 buildings in San Juan that we should really be focusing  
5 attention on and ensuring that nothing ever happens to  
6 them.

7           You know, when I was in high school I moved  
8 into a town that was a farm town in Connecticut, and I  
9 remember that some houses were built after a while. It  
10 was a little airstrip there and there were all these  
11 dairy cows around. After these people moved in next to  
12 dairy farms and next to an airport, they started to  
13 agitate that they wanted the airport kicked out and they  
14 wanted the dairy cows kicked out because they smelled.  
15 You know when you move into a community and you have  
16 certain surroundings, you know, you do it knowingly. And  
17 I would not want to live next to a substation, even as it  
18 is today. I'm sorry, but, you know, I didn't -- I made a  
19 choice not to. So anyway, thank you very much.

20           BONNY O'CONNOR: Joshua Host. The next person on  
21 deck is Dawn Fusco.

22           Then the next person on deck would be Jeff --  
23 starts with a B.

24           JOSHUA HOST: Good afternoon. My name is Joshua  
25 Host. I live at 28471 Via Ordaz in San Juan Capistrano.

1 I just ask that you bear with me. Unfortunately, my  
2 sleepy coach fell asleep; so I'm going to have to wing  
3 this one.

4           So I live and work in San Juan Capistrano and  
5 fully support the reliability to keep our economy strong  
6 and our community safe. I work in both housing and  
7 commercial development projects and recognize that most  
8 construction projects will have temporary environmental  
9 impacts, impacts that go away once the project is  
10 completed. This SDG&E project is no different. The  
11 science shows that once the project is built, many of the  
12 impacts will go away.

13           I encourage the CPUC to approve SDG&E's  
14 proposed project and reject staffs recommendation of  
15 restarting the permitting clock on a speculative,  
16 unproven and untested potential site near the landfill.  
17 The alternative site may not even meet the basic  
18 geotechnical requirements and the analysis, the  
19 application EIR process, will likely take more than a  
20 decade.

21           We need power reliability and we need it now.  
22 Please approve SDG&E's project as proposed. Thank you.

23           BONNY O'CONNOR: The next person on deck will be  
24 Greg Rath.

25           JEFF BODEN: Good evening. My name is Jeff and I'm

1 a San Clemente resident and I work also in the city of  
2 San Juan Capistrano all the time. I thank you for your  
3 time tonight.

4 I also wanted to speak in full support of the  
5 SOCRE project with the emphasis of the need for not only  
6 reliability but redundancy. I was more than disappointed  
7 when I saw that the decision for the No Project was the  
8 prevailing one, to me that's just kicking the can down  
9 the road. It doesn't prepare for the future.

10 We live in a very populated area that is home  
11 to kids who grow up, stay here and have families of their  
12 own. They don't move away. It's a very unique place  
13 that you don't see anywhere else. We're a tourist mecca,  
14 the Mission San Juan Capistrano, further south is San  
15 Diego. We have got to prepare and have adequate power to  
16 accommodate all of this. It's not just for quality of  
17 life. It's a huge impact to business and the economy,  
18 and to me I am shocked that it is acceptable that an  
19 outage is okay, that it's actually part of the decision.

20 And this -- this is America. We have the  
21 best -- we should have the best infrastructure, and  
22 anything less than that, to me is unacceptable that we  
23 would actually think of that as an acceptable alternative  
24 to have a planned outage. But we do need to plan for our  
25 growth and quality of life for our neighborhoods. As the

1 other speaker said, the other alternates we don't even  
2 know if they're feasible. It could take a decade or more  
3 to see if they are feasible, and as we all know, that  
4 always makes the price of the project escalate too. And  
5 then what happens if it doesn't work out and it's not  
6 feasible? We start over again and we have no redundancy  
7 or reliability. Thank you very much.

8 BONNY O'CONNOR: The next person on deck is Randy  
9 Lubert.

10 GREG RATHS: My name is Greg Raths. I sit on city  
11 council in the city of Mission Viejo. I'm the mayor pro  
12 tem, and as the city official it is my responsibility to  
13 the citizens and the residents that receive power from  
14 San Diego Gas and Electric that the power comes on a  
15 reliable basis, not just power but the other utilities.

16 I've been briefed twice on this project, both  
17 by San Diego Gas and Electric, and I'm no expert on kVs  
18 and 135s and 248s, but one thing I just want to get  
19 across, my brother is. He spent 40 years with Arizona  
20 Public Service Central Arizona project in Arizona. He  
21 worked the power lines for over 40 years until he got  
22 into management. And I said, "Will you please look at  
23 this for me and tell me what you think if it's safe as a  
24 reliable source of power." And he gave me a thumbs up.  
25 I do understand the residents of San Juan Capistrano "not

1 in my back yard" type of thing.

2 I was a Marine for 30 years and I was a  
3 fighter pilot at El Toro. El Toro used to be in the  
4 middle of nowhere, a bunch of orange groves. Finally, it  
5 got encroached, encroached, to a point where they  
6 squeezed us out and threw us down to Miramar. It took  
7 over \$2 billion to get Miramar up to speed to handle the  
8 necessary jet traffic. And look at El Toro right now.  
9 I'm just using this as an analogy how we're forced out.

10 I think if you really upgrade this plan here  
11 and the structure of the way it's going to look, I think  
12 it will just be fine. I do realize it's going to be  
13 taking a lot of inconvenience of traffic and pollution,  
14 but I am in favor. And it's easier to say that because I  
15 live in Mission Viejo, but I am in favor of the proposed  
16 project. Thank you.

17 BONNY O'CONNOR: Thank you. The next person on deck  
18 is Ryan Caster.

19 RANDY LUBERT: Good evening. My name is Randy  
20 Lubert. I live in the Las Brisas area of San Juan  
21 Capistrano. By the way, thank you very much for hosting  
22 this, very much appreciated.

23 Our homeowners association, of which I'm a  
24 member of, we are right -- we are directly adjacent to  
25 the project, and I have not yet met a homeowner that is

1 not very, very concerned about this project. And yeah,  
2 some of them are a little afraid of it, there's no  
3 question about it. They are very concerned about the  
4 mess that it's going to create. And if you've ever  
5 driven down Camino Capistrano on a Saturday during the  
6 summertime, you will get a real appreciation of what  
7 traffic is all about. That's just one part of it. There  
8 are the health issues that they are very concerned about,  
9 and also the possible effect of their home property  
10 values.

11 My feeling is, this is a project that should  
12 be moved to another location, maybe farther to the ranch  
13 area where it can better support that community. So  
14 that's all I have to say. Thank you very much for  
15 coming.

16 BONNY O'CONNOR: Thank you. The next person on deck  
17 Lanette Faulkner.

18 RYAN CARTER: Good evening. My name is Ryan Carter  
19 and I'm here this evening as the representative of  
20 Capistrano Unified School District.

21 The District very much appreciates the  
22 opportunity to comment and work with the CPUC and San  
23 Diego Gas & Electric in this development stage of this  
24 project. The District, however, does have some concerns  
25 with respect to the project relative to those locations



1 nearest at schools. Based on our review, it would appear  
2 that four of the District schools are in close proximity  
3 to the existing project, those being San Juan Hills High  
4 School, Ambuehl Elementary School and Vista Del Mar  
5 Elementary and Middle Schools. With respect to all four  
6 of these schools, but in particular San Juan Hills High  
7 School, the District believes additional information and  
8 mitigation needs to be included within the EIR to address  
9 the project's compliance with the power line setback  
10 requirements mandated by the California Department of  
11 Education for school sites.

12           The planning of the dual 230-kilovolt power  
13 lines must be such that the easement right-of-way is of  
14 sufficient distance from the school property to avoid  
15 conflicts. Additionally, also with respect to San Juan  
16 Hills High School, the District has concerns over the  
17 proposed partial closure of Vista Montana during the  
18 construction phase of the project. If such closures are  
19 permitted to occur on days when school is in session, a  
20 traffic nightmare will result as 2200 students, plus  
21 necessary teachers and staff, all attempt to get to and  
22 later leave the school on a partially closed primary  
23 access route.

24           The District believes that the EIR should  
25 include specific mitigation to limit closures at that

1 location to non-school days, whether it be during summer,  
2 winter or spring vacations or other school holidays.

3           The District intends to submit these comments  
4 in greater detail and in writing to the CPUC. If,  
5 however, in the interim, the CPUC or San Diego Gas and  
6 Electric wish to discuss these with the District,  
7 certainly do not hesitate to let us know and the District  
8 is more than happy to work with you to ensure that this  
9 project is planned for a way that is best for the  
10 community and our students. Thank you.

11           BONNY O'CONNOR: Thank you. The next person on deck  
12 is Carolyn Franks.

13           LANETTE FAULKNER: Good evening all. My name is  
14 Lanette Faulkner. I'm the director of engineering at  
15 facilities for Mission Hospital Mission Viejo and Laguna  
16 Beach.

17           Mission Hospital has served South Orange  
18 County communities for more than 40 years. We have two  
19 main hospital facilities in Mission Viejo and Laguna  
20 Beach. Our Mission Viejo facility is home to the  
21 region's only designated trauma center, offering 24-hour  
22 emergency care and specialized services for imaging,  
23 heart, stroke, maternity, and women's wellness needs.  
24 CHOC Children's Hospital at Mission Hospital in Mission  
25 Viejo is the only dedicated pediatric hospital in South

1 Orange County. Mission Hospital Laguna Beach offers  
2 24-hour emergency, intensive, and medical surgical care,  
3 as well as the South Orange County's Behavioral Health  
4 Unit Services Department.

5           As you can imagine, Mission Hospital's ability  
6 to provide proper care to its patients is critically  
7 dependent upon the reliable energy infrastructure. It is  
8 not enough to have a single backup plan, rather, multiple  
9 redundancies are crucial for any major health care  
10 facility. Even with our highly sophisticated backup  
11 generator systems, we are bound by limitations with the  
12 amount of time we can test our generators. And failures  
13 have occurred during regional power emergencies. For  
14 that reason it is even more critical that our region have  
15 a safe, reliable and redundant energy system, and not  
16 rely on a single substation as transmission  
17 infrastructure.

18           I'm not going to continue on to read through  
19 the letter. My time is short. But let's suffice it to  
20 say that we support the SDG&E plan as proposed and we  
21 respectfully ask all to consider moving forward with the  
22 plan immediately. Thank you.

23           BONNY O'CONNOR: Next person on deck is Ross Chun.

24           Carolyn Franks, you're up.

25           CAROLYN FRANKS: My name is Carolyn Franks, and I am

1 the owner of Zoomars petting zoo here in San Juan  
2 Capistrano.

3           As a business owner, I am highly dependent on  
4 a reliable energy South Orange County for our day-to-day  
5 operations. We cannot afford to have our power  
6 unexpectedly shut off. Yet having our power shut off is  
7 exactly what CPUC staff recommends should the current  
8 system not be able to keep up with the growing demands.  
9 This is not an acceptable solution. A loss of power  
10 would negatively impact my business in more ways than  
11 one, from possibly forcing me to shut my doors, to  
12 putting my property at risk through lack of proper  
13 lighting or other tools that are dependent on electricity  
14 to function.

15           For these reasons I support SDG&E's proposed  
16 South Orange County Reliability Enhancement Project and I  
17 urge you to support it as well. Thank you.

18           BONNY O'CONNOR: Thank you. The next person on deck  
19 is Charlie View.

20           ROSS CHUN: Good evening. My name is Ross Chun. I  
21 am a council member from the city of Aliso Viejo.

22           I was happy to also see another elected  
23 official, mayor pro tem from Mission Viejo, because I  
24 think it illustrates an important point that an  
25 interruption in service or lack of reliability is far-

1 and wide-reaching. It's not just in this community. We  
2 recognize that during construction there are some  
3 concerns that will be temporary; but I'd like to say that  
4 at our last council meeting our city council voted  
5 unanimously to support this project, and I personally, as  
6 a resident of South Orange County, support this project,  
7 and we would like to urge the approval of the South  
8 Orange County Reliability Enhancement project as it is  
9 proposed by SDG&E. Thank you very much.

10 BONNY O'CONNOR: The next person on deck is Bryan  
11 Starr.

12 CHARLIE VIEW: Good evening. I'm Charlie View,  
13 Development Services Director for the city of San Juan  
14 Capistrano. I was asked to speak on behalf of city  
15 council. First, I'd like to thank you for holding this  
16 meeting in the city of San Juan Capistrano so our  
17 residents can be informed about this project. It is  
18 important to talk about both things.

19 First, and foremost, the city does support  
20 reliability and redundancy. We think that's important.  
21 We do not believe this is an either/or situation. We're  
22 a little disappointed to hear about not getting the  
23 additional time to review the EIR. We think that's  
24 important in terms of understanding and avoiding fear.  
25 We believe that the project alternative requires

1 additional study. We understand that the preservation of  
2 the substation is a visible representation or desire. We  
3 also support the concerns of the community regarding  
4 health, the well-being of our community, archaeological  
5 concerns and protection of the environment.

6 We believe the alternatives, including C1  
7 which is identified as environmentally superior, need  
8 additional study. We understand that, procedurally, the  
9 Public Utilities Commission is obligated to pick  
10 environmentally superior alternatives unless they're  
11 proven to be unfeasible. As was discussed earlier,  
12 there's also options regarding Rancho Mission Viejo and  
13 the landfill that have not fully been explored. Simply  
14 put, the 230-kV improvements at the San Juan Capistrano  
15 Substation would be incredibly impactful to the  
16 community, and we believe are not necessary. We do  
17 support looking at these alternatives.

18 Some of the areas of analysis in the EIR that  
19 we are concerned about include those of aesthetics.  
20 There's a 45-foot building. Landscape screening at the  
21 street might address those issues. As I mentioned, the  
22 project alternatives, the hazards considerations of EMFs,  
23 in particular, with the residents nearby, the cultural  
24 resources, specifically the substation building.

25 So in conclusion, the city does appreciate the

1 opportunity to express our concerns. We will provide  
2 written comments to EIR. We do look forward to working  
3 with SDG&E and the California Public Utilities Commission  
4 to identify the best option for reliability and  
5 redundancy to serve the South Orange County community  
6 while addressing the concerns of the local community.  
7 Thank you very much.

8 BONNY O'CONNOR: Thank you. The next person on deck  
9 is Rita Tayenaka.

10 BRYAN STARR: Good evening. My name is Bryan  
11 Starr. I'm the senior vice president of the Orange  
12 County Business Council. The council represents more  
13 than 300 of the largest employers in the region and the  
14 state.

15 Orange County is the sixth largest county in  
16 the United States. More than 300,000 of Orange County's  
17 residents and countless businesses, large and small, are  
18 located in SDG&E's service territory in South Orange  
19 County. These residents, tourists, businesses,  
20 customers, clients and employers all require reliable  
21 power. This project is critical for the economic health  
22 of the region and the ability for businesses in the area  
23 to prosper. Clearly the No Project Alternative would not  
24 meet the purpose and the need of the project which is to  
25 provide redundant power transmission system to the

1 PAM PATTERSON: Pam Patterson. I'm speaking as a  
2 resident of San Juan Capistrano. I just want to discuss  
3 again Mission Hospital being here talking in favor of  
4 this and just ignoring the health risks for the children  
5 of our community. So I think that next time, you know,  
6 you're tempted to donate money to Mission Hospital, you  
7 might want to donate it to pediatric cancer instead.

8 BONNY O'CONNOR: Before anybody else comes up to  
9 speak, can we get a tally of everybody who will want to  
10 speak so I can distribute the time evenly.

11 Two more people, three more people. Okay.

12 We have just over 10 minutes left. So we'll  
13 give you each three more minutes. And, please, remember  
14 to restate your name when you come back up to the  
15 microphone.

16 CHARLIE VIEW: Charlie View, Director for the city  
17 speaking on behalf of the city of San Juan Capistrano.

18 One thing we didn't see in the EIR  
19 alternatives that we'll also be asking about is whether  
20 the Carlsbad "Peaker" station was included in terms of  
21 reliability and redundancy. We understand that's a  
22 significant consideration. We ask if that was included  
23 in the analysis or not. Thank you.

24 RHEN KOHAN: My name is Rhen Kohan. Yes, I come  
25 off emotional and upset, but I am not saying I don't want



1 opportunity to express our concerns. We will provide  
2 written comments to EIR. We do look forward to working  
3 with SDG&E and the California Public Utilities Commission  
4 to identify the best option for reliability and  
5 redundancy to serve the South Orange County community  
6 while addressing the concerns of the local community.  
7 Thank you very much.

8           BONNY O'CONNOR: Thank you. The next person on deck  
9 is Rita Tayenaka.

10           BRYAN STARR: Good evening. My name is Bryan  
11 Starr. I'm the senior vice president of the Orange  
12 County Business Council. The council represents more  
13 than 300 of the largest employers in the region and the  
14 state.

15           Orange County is the sixth largest county in  
16 the United States. More than 300,000 of Orange County's  
17 residents and countless businesses, large and small, are  
18 located in SDG&E's service territory in South Orange  
19 County. These residents, tourists, businesses,  
20 customers, clients and employers all require reliable  
21 power. This project is critical for the economic health  
22 of the region and the ability for businesses in the area  
23 to prosper. Clearly the No Project Alternative would not  
24 meet the purpose and the need of the project which is to  
25 provide redundant power transmission system to the

1 300,000 residents and businesses in South Orange County  
2 in a timely fashion.

3 We encourage the CPUC to allow SDG&E to  
4 rebuild the outdated 138,000 volt substation in San Juan  
5 Capistrano and build a second 230,000 volt substation  
6 that would ensure the power will remain on if something  
7 happens to the Talega Substation.

8 Please approve SDG&E's proposed project.  
9 Thank you.

10 BONNY O'CONNOR: Thank you. The next person on deck  
11 is Dominic Bentall.

12 RITA TAYENAKA: My name is Rita Tayenaka. I'm the  
13 2015 president of the Orange County Association of  
14 Realtors.

15 The Orange County Association of Realtors is  
16 the second largest realtor association in California with  
17 nearly 15,000 members. We provide services and resources  
18 to licensed real estate salespeople, brokers, appraisers,  
19 mortgage, title and escrow. OCAR Members help thousands  
20 of families each year find their dream home in South  
21 Orange County. As you might imagine, our members place a  
22 great deal of value in the quality of neighborhood  
23 infrastructure, including those for gas and electricity.  
24 Both impact our quality of life.

25 As you may know, we have lost a major local

1 power source with San Onofre Nuclear Generation Station,  
2 and so it's incumbent that we take steps to meet growing  
3 demands for energy. We encourage the CPUC to give South  
4 Orange County a solution to upgrading our infrastructure  
5 using the most modern transmission and distribution  
6 equipment. Like a home, our energy infrastructure is an  
7 investment that must be properly maintained and cared  
8 for. South Orange County deserves a redundant reliable  
9 system as enjoyed by other urban communities.

10 BONNY O'CONNOR: Thank you. The next person on deck  
11 is Ann Ronan.

12 DOMINIC BENTALL: My name is Dominic Bentall and I  
13 also live in the community Las Brisas.

14 The other night we were discussing, some of  
15 the members of the community and myself, why the civil  
16 project in Chino Hills was shut down, eventually, even  
17 after they actually started erecting the pylons and  
18 things. We didn't have the answers. So I reached out to  
19 some of my friends in Chino Hills. I've got some  
20 business acquaintances there. And he looked into it, and  
21 he came back to me with quite sort of a painful truth,  
22 actually.

23 He said, "Dominic, they did try to get away  
24 with it." He said, "The trouble was, they were building  
25 these lines over people's houses who were predominantly

1 50 percent white, 30 percent Asian, with a medium income  
2 of over \$100,000 a year." And he said, "Dominic, I've  
3 seen your neighborhood. It's predominantly Hispanic, and  
4 SDG&E thinks they can get away with it much more easily  
5 than they could in Chino Hills." He said, "By God  
6 they're going to try. You guys need to stand up to them  
7 the way they did out here in Chino."

8           This is a very interesting scenario, I think,  
9 and it's slightly more painful than all these pretty  
10 little scenarios we've had, but that's basically what's  
11 going on here. They think they can run rough shoulders  
12 over us because our community can't afford to fight them.

13           BONNY O'CONNOR: The next person on deck is James  
14 O'Brian.

15           ANN RONAN: Hello, my name is Ann Ronan. I am the  
16 co-chair of the Citizens for Safe and Reliable Power. We  
17 are an all-volunteer community organization formed about  
18 four years ago when we learned about the SDG&E project.  
19 Our organization is made up of residents from San Juan  
20 Capistrano and San Clemente, as well as businesses  
21 throughout the region, environmental groups, taxpayer  
22 advocates, and more.

23           The entire South Orange County region lost  
24 power in July of 2013. This outage could have been  
25 prevented by this project. On behalf of the hundreds of

1 members of our organization, I ask that you fulfill your  
2 mission to permit projects that will provide safe and  
3 reliable power. Please approve this reliability project.  
4 Thank you.

5 BONNY O'CONNOR: The next person on deck is Pam  
6 Patterson.

7 JAMES O'BRIAN: Hi everyone. James O'Brian. I live  
8 in the neighborhood.

9 I'm not hearing a whole lot about the health  
10 of the community first. Major concerns about EMFs,  
11 especially with my eight-year-old daughter who has been  
12 fighting brain cancer for the last two years.

13 You measure EMFs with a gaussmeter, and we  
14 bought one and have been in the neighborhood getting  
15 numbers. I live right here, across the street. Average  
16 household, 1.5 milligauss. Inside my house it's 10  
17 milligauss. In the front yard it's 20 milligauss. As I  
18 walk up the street here, it gets to 20. By the time I  
19 get to this corner, it's at 50. Across the street next  
20 to it, it's completely off the gage. So major concerns.

21 Substations don't belong in communities.

22 BONNY O'CONNOR: Thank you. Next person on deck is  
23 Joe Hickey.

24 PAM PATTERSON: Pam Patterson speaking as a resident  
25 of San Juan Capistrano. So I'm an attorney. I represent

1 children with disabilities.

2           And my take on the PUC is that they  
3 overwhelmingly favor the utilities. I filed a complaint  
4 with the PUC against Cox Communications who had blatantly  
5 violated the law. PUC was supposed to be investigating  
6 these things came back to me and said, "They said they  
7 didn't do it." Well, what the heck do you think they're  
8 going to say. You can actually pay anybody to say  
9 anything, and that's what I believe this EIR is about.  
10 They're putting money above the health of our residents,  
11 and I actually think it's ironic that Mission Hospital  
12 got up here in favor of this.

13           There are other alternatives. You can  
14 directly connect the Talega Substation to the Rancho  
15 Mission Viejo Substation which is a more powerful line.  
16 There is nothing, there is no housing there; so it makes  
17 it really easy to put it all underground, and then the  
18 EMFs are drastically reduced in that situation. But for  
19 whatever reason, they don't want to do that. And again  
20 they're putting money and convenience, and whatever their  
21 little agenda is, above the health of the residents. And  
22 I actually think -- you know, I don't even know what to  
23 say about the fact that council members from Aliso Viejo  
24 and Mission Viejo are getting up here. Yeah, obviously,  
25 it's not in their back yard, and they really don't care

1 about the health of their neighbors; so we'll keep that  
2 in mind in the future.

3           So I've had a lot of experience doing  
4 administrative hearings. And my experience with ALJ,  
5 Administrative Law Judges, No. 1, it's a misnomer. A  
6 judge works for the judicial branch of government. These  
7 guys are glorified hearing officers who work for the  
8 executive branch of government and they rule. They're  
9 being paid to rule in favor of the State's position. So  
10 it's going to be a kangaroo court. That's what I've  
11 gotten every time I'm in front of an Administrative Law  
12 Judge.

13           So what we need to do is understand that we  
14 need to do everything to fight this. And I mean  
15 everything. So San Juan Capistrano--

16           BONNY O'CONNOR: Sorry --

17           PAM PATTERSON: -- did a fabulous job in the last  
18 election, and the two referendums that we got passed, and  
19 knocked out some big inappropriate development in town.  
20 And we can do it again, but we need to fight the fight.

21           BONNY O'CONNOR: Joe Hickey.

22           JOE HICKEY: Thank you. My name is Joe Hickey. I  
23 am also a resident of Las Brisas, and a member of  
24 southern county, South Orange County business community.

25           Obviously, I don't think there's anyone here

1 PAM PATTERSON: Pam Patterson. I'm speaking as a  
2 resident of San Juan Capistrano. I just want to discuss  
3 again Mission Hospital being here talking in favor of  
4 this and just ignoring the health risks for the children  
5 of our community. So I think that next time, you know,  
6 you're tempted to donate money to Mission Hospital, you  
7 might want to donate it to pediatric cancer instead.

8 BONNY O'CONNOR: Before anybody else comes up to  
9 speak, can we get a tally of everybody who will want to  
10 speak so I can distribute the time evenly.

11 Two more people, three more people. Okay.

12 We have just over 10 minutes left. So we'll  
13 give you each three more minutes. And, please, remember  
14 to restate your name when you come back up to the  
15 microphone.

16 CHARLIE VIEW: Charlie View, Director for the city  
17 speaking on behalf of the city of San Juan Capistrano.

18 One thing we didn't see in the EIR  
19 alternatives that we'll also be asking about is whether  
20 the Carlsbad "Peaker" station was included in terms of  
21 reliability and redundancy. We understand that's a  
22 significant consideration. We ask if that was included  
23 in the analysis or not. Thank you.

24 RHEN KOHAN: My name is Rhen Kohan. Yes, I come  
25 off emotional and upset, but I am not saying I don't want



1 about the health of their neighbors; so we'll keep that  
2 in mind in the future.

3           So I've had a lot of experience doing  
4 administrative hearings. And my experience with ALJ,  
5 Administrative Law Judges, No. 1, it's a misnomer. A  
6 judge works for the judicial branch of government. These  
7 guys are glorified hearing officers who work for the  
8 executive branch of government and they rule. They're  
9 being paid to rule in favor of the State's position. So  
10 it's going to be a kangaroo court. That's what I've  
11 gotten every time I'm in front of an Administrative Law  
12 Judge.

13           So what we need to do is understand that we  
14 need to do everything to fight this. And I mean  
15 everything. So San Juan Capistrano--

16           BONNY O'CONNOR: Sorry --

17           PAM PATTERSON: -- did a fabulous job in the last  
18 election, and the two referendums that we got passed, and  
19 knocked out some big inappropriate development in town.  
20 And we can do it again, but we need to fight the fight.

21           BONNY O'CONNOR: Joe Hickey.

22           JOE HICKEY: Thank you. My name is Joe Hickey. I  
23 am also a resident of Las Brisas, and a member of  
24 southern county, South Orange County business community.

25           Obviously, I don't think there's anyone here

1 who really objects to upgrading the system to provide the  
2 redundancy that is required for progress, et cetera,  
3 et cetera. I think more the point is how it's going to  
4 be achieved. I think the people that spoke are in  
5 opposition for the location of the power plant for varied  
6 reasons. It's a listed building that we -- you can't  
7 deny -- undeniable impacts to traffic through San Juan.  
8 The wider business community concerns, everyone wants to  
9 make money. Everyone wants a stable power supply. What  
10 we're discussing here is the upgrade of a very old  
11 installation. One was built out by San Antonio and  
12 Ortega over on the other side of the freeway, away from  
13 residences, further from schools.

14 I would urge those that I can to consider more  
15 fully an alternative location for the upgrade to the  
16 infrastructure of the power supply, specifically, away  
17 from residents and places where children are growing, and  
18 let's provide the power we need into the future but let's  
19 not forget that -- we need to make money, sure. We need  
20 reliability, sure. But our children need to be safe and  
21 free from things that might harm them. Thank you very  
22 much for your time.

23 BONNY O'CONNOR: We have about 20 minutes left in  
24 our meeting. Is there anybody who would like additional  
25 time to speak, if so, please raise your hand.

1 and incorporate the Rancho Mission Viejo Substation out  
2 there. Please do that and think of our community. You  
3 just can't go ahead and not think about our community.  
4 We're there. We're captives. Come on. Thank you.

5 MR. BARNSDALE: Thank you. Thank you. We  
6 appreciate it.

7 BONNY O'CONNOR: I would like to remind everybody,  
8 out of respect for all the people who would like to speak  
9 tonight, to please let's try to keep that two-minute  
10 time.

11 The next speaker will be Wayne Brown.

12 WAYNE BROWN: Good evening. My name is Wayne Brown.  
13 I am the government relation manager for the South Orange  
14 County Economic Coalition.

15 The South Orange County Economic Coalition  
16 represents some of the largest employers in the region.  
17 In all, south county businesses generate \$25 billion in  
18 revenue each year. That fact is detailed in this report  
19 produced by Saddleback College and the Economic  
20 Coalition. We are not talking about a bedroom community,  
21 as some would think, but a region that is one of the  
22 crucial economic drivers of this county.

23 The lack of safe and reliable electrical  
24 system is a major barrier to attracting and growing  
25 businesses in south county. Our members are gravely

1 concerned about the lack of redundancy in the region. If  
2 the Talega station goes down, south county goes dark.  
3 Companies in the region are understandably concerned  
4 about the No Project Alternative as well as  
5 reconstructing and other measures that don't give us  
6 redundancy.

7           The economic losses from a blackout can be  
8 staggering, not to mention the tremendous negative  
9 impacts on public safety and other infrastructure,  
10 transportation, water and waste water, communications,  
11 it's all over if we're in a blackout. I would not  
12 imagine that you would ask Los Angeles or San Diego to  
13 simply shed load or shed down or shut down their power  
14 instead of upgrading their electrical transmission  
15 infrastructure.

16           South Orange County needs the reliability and  
17 redundancy to support its economic infrastructure and  
18 quality of life for its residents. Our board companies  
19 also disagree that a proper solution is to go through the  
20 added time and expense of connecting to the SCE System.  
21 These delays are not acceptable, and ratepayers are  
22 certain to bear the higher cost. We deserve the same  
23 level of redundancy enjoyed by other urban areas.

24           Please do not approve any of the alternatives  
25 identified in the Draft EIR, and approve SDG&E's plan for

1 a new 230-kV substation in San Juan Capistrano on the  
2 current site. Thank you.

3 BONNY O'CONNOR: Julie Vandermost.

4 JULIE VANDERMOST: Good evening. My name is Julie  
5 Vandermost, and my address is 30900 Rancho Viejo Road,  
6 Suite 100, in San Juan Capistrano. As the owner of a  
7 local environmental consulting firm, and also a San Juan  
8 Capistrano resident, I'm very concerned about the current  
9 direction of the South Orange County Reliability  
10 Enhancement Project Draft Environmental Impact Report.

11 In my opinion, only the SDG&E proposal is  
12 going to meet the project objective of addressing energy  
13 reliability and redundancy in South Orange County.

14 I've lived and worked here for 25 years and  
15 have experienced several blackouts that have been quite a  
16 problem for my business as well as our family. Our  
17 communities remain unprotected from a major blackout  
18 event, which results in the loss of tens of millions of  
19 dollars to our economy and significantly impacts small  
20 businesses like mine as well as all businesses in South  
21 Orange County and our residents.

22 I urge the CPUC to approve the project as  
23 proposed by SDG&E and reject all other alternatives.  
24 This redundant infrastructure is standard and it's  
25 expected in other large communities, and we deserve the


**SADDLEBACK COLLEGE**

**2 0 1 5**

South Orange County

**ECONOMIC  
REPORT**

*A Data and Market Analysis of  
South Orange County*




**South Orange County  
Economic Coalition**

Advocacy • Education • Representation • Progress

## Table of Contents

Welcome from Saddleback College	4
Acknowledgements	5
Introduction	6
South Orange County Demographic Trends	7
South Orange County Incorporated Cities By Area	7
Population	7
South Orange County Population by Age	8
South Orange County Population by Race	9
South Orange County Economy	10
South Orange County Economic Overview	10
South Orange County Gross Region Product (GRP)	11
South Orange County Regional Exports	12
South Orange County Regional Imports	13
Regional Employment Trends	14
Job Growth Comparison	14
Growing & Declining Occupations in South Orange County	15
Growing & Declining Industries in South Orange County	15
South Orange County Unemployment	16
South Orange County Industry Cluster and Occupation Trends	17
Jobs by Industry	17
Average Earnings by Industry	18
Orange County Comparisons	19
Orange County Occupations With Fastest Job Growth	19
County Unemployment Comparison	19
Sector Spotlights	20
Hospitality and Food Services	20
Advanced Manufacturing	22
Biomedical	24
Health Care and Social Assistance	25
Information Communication Technology	27
Real Estate	29
Orange County Educational Attainment	31
<b>Saddleback College</b>	<b>34</b>
South Orange County City and Community Profiles	38
City of Aliso Viejo	38
City of Dana Point	41
City of Laguna Beach	44
City of Laguna Hills	47
City of Laguna Niguel	50
City of Laguna Woods	53
City of Lake Forest	56
City of Mission Viejo	59
City of Rancho Santa Margarita	62
City of San Clemente	65
City of San Juan Capistrano	68
Foothill Ranch Planned Community	71
Ladera Ranch Planned Community	73
Appendices	75
Appendix A - Data Sources for this Report	75
Appendix B - Cities Reported by Zip Code	76
Appendix C - Saddleback College Background	77



## Welcome from Saddleback College

On behalf of Saddleback College, I am thrilled to present the inaugural edition of the South Orange County Economic Report. South Orange County is a valued contributor to the Orange County economy; however, the economic reporting of the region's contribution to Orange County has been very limited. The goal of this report is to present pertinent data regarding economic and demographic indicators that illustrate the contributions of South Orange County.

This report provides economic information for the South Orange County cities of Aliso Viejo, Dana Point, Laguna Beach, Laguna Hills, Laguna Niguel, Laguna Woods, Lake Forest, Mission Viejo, Rancho Santa Margarita, San Clemente, and San Juan Capistrano. The region's unincorporated communities are also included.

Saddleback College is a proud member of the South Orange County community. Our students, faculty, staff, and administrators are all part of the fabric of the community. We value this important partnership and strive to continue to make South Orange County the place where businesses want to grow, people want to live, and everyone prospers through our combined efforts.

Saddleback College has been the first choice for higher education and training in South Orange County since 1968. Each year, Saddleback College educates over 40,000 students. Our more than 500,000 alumni can attest to the quality of our academic and career training programs that enable students to successfully achieve their educational, professional, and personal goals. Our rich academic traditions and strong reputation make Saddleback College an ideal place for students seeking associate degrees and certificates, transferring to four-year colleges and universities, preparing for the workforce, or pursuing lifelong learning opportunities.

Saddleback College is fully accredited, offering over 300 associate degrees, certificates, and occupational skills awards in 190 program areas taught by a faculty renowned for its expertise, experience, and commitment to student success. Study abroad, cooperative work experience, online learning, and honors are just some of the additional programs we offer for a well-rounded educational experience.

We want to be your college of first choice. We want to be your partner for your economic and workforce development needs.

We hope you will find this document enlightening and helpful.

Tod Burnett, President  
Saddleback College



# Acknowledgments

## **Saddleback College**

Anthony Teng, Dean, Business Science and Economic & Workforce Development  
Jennie McCue, Director, Marketing and Communications  
Barbara Cox, Department Chair, Business

## **South Orange County Economic Coalition**

## **Inside Prospects, Inc.**

## **Orange County Workforce Investment Board**

## **Coastline Regional Occupational Program**

## Introduction

Research institutions have traditionally provided economic forecasts for the nation, state and county. Each provides their predictions for growth or decline of the economy based upon extensive data analysis. Unfortunately, the data related to South Orange County had not been as extensive and, in many cases, blended in with the rest of Orange County. The objective of this report is to provide the reader with relevant information related to the economy of South Orange County. Historical and trend data have been presented to show that the economy of the region meets, and in many cases exceeds, the performance of the state and county.

The Great Recession brought severe hardships to the nation's economy and the South Orange County region suffered the effects along with the nation. The years 2013 and 2014 are identified as recovery years, and 2015 is expected to continue showing improvement.

At a broad level, economists are forecasting moderate growth in the overall 2015 economy. The Federal Reserve is winding down its expansionary fiscal policy and there is a historical level of credit available to fuel investment spending and consumer credit growth. The current bullish stock market and higher housing prices are pushing household wealth to its highest levels ever. A debate has occurred as to whether the economy is expected to recover quickly or maintain a moderate but sustainable level of growth. Chapman University forecasts consumer spending to grow just under 3 percent in 2015, as well as a lower rate of home value appreciation due to increased inventory and a lower level of people able to afford housing. This level of growth is considered moderate and likely to be sustainable for many years.

The South Orange County economy should experience similar growth to Orange County overall. This report anticipates that economic growth will continue. Areas such as technology, health care, advanced manufacturing, real estate and services will lead the region for the upcoming periods. Unemployment rates will be stable or decline slightly.

The following pages provide a snapshot as to how the South Orange County economy was performing at the end of 2014 and how it is expected perform in the near future. The data herein has been obtained from many sources and has been credited accordingly.

## South Orange County Demographic Trends

The incorporated cities that comprise South Orange County cover approximately 126 square miles. Some of the unincorporated areas in the region are included in the incorporated cities' statistics while others are reported as part of Orange County overall. Accordingly, the data provide in this report is based upon zip codes as listed in Appendix B of this report.

The following table provides a comparison of the geographic area covered by the region's incorporated cities.

### South Orange County Incorporated Cities by Area

City	Area (sq. miles)	%
Aliso Viejo	6.9	5.5%
Dana Point	6.8	5.4%
Laguna Beach	7.8	6.2%
Laguna Hills	6.6	5.3%
Laguna Niguel	14.7	11.6%
Laguna Woods	3.3	2.6%
Lake Forest	16.8	13.3%
Mission Viejo	17.5	13.9%
Rancho Santa Margarita	13.1	10.4%
San Clemente	18.3	14.5%
San Juan Capistrano	14.5	11.5%
Total	126.3	100.0%

*Source: CSU Fullerton, 2014 Orange County Progress Report*

## Population

As with many parts of Orange County, the population of South Orange County is getting older. Because of the high cost of living in the region, younger families may not be able to afford to purchase homes and may move out of the region, move in with family, or choose to rent. Despite the increase in the average age of the regional population, the school age population (5-19 years) has shown a decline over the last five years. This decrease, a concern for many education and social services providers, is being experienced in many parts of Orange County areas where housing costs are prohibitive.

The young adult population (20-34 years) of South Orange County has increased over the last five years. This group has joined the workforce and many have moved out on their own. With the cost of living of the region, it appears that this group may work in the area and would rather rent (and save for purchase) instead of commute. Many of these young adults may have returned to live with their parents until they can afford to purchase their own residence. Additionally, South Orange County is the northern border of Camp Pendleton. Veterans who are re-entering civilian life find living in the region appealing.

## South Orange County Population by Age

Age	2009 Population	2014 Population	Change	% Change	2009 % of Cohort
Under 5 years	34,252	33,926	-326	-1%	5.96%
5 to 9 years	37,227	36,474	-753	-2%	6.48%
10 to 14 years	40,371	38,793	-1,578	-4%	7.03%
15 to 19 years	40,174	36,564	-3,610	-9%	6.99%
20 to 24 years	29,703	32,937	3,234	11%	5.17%
25 to 29 years	32,046	33,651	1,605	5%	5.58%
30 to 34 years	32,013	35,221	3,208	10%	5.57%
35 to 39 years	40,563	36,157	-4,406	-11%	7.06%
40 to 44 years	46,290	43,009	-3,281	-7%	8.06%
45 to 49 years	51,317	47,582	-3,735	-7%	8.93%
50 to 54 years	45,796	47,410	1,614	4%	7.97%
55 to 59 years	37,549	42,907	5,358	14%	6.54%
60 to 64 years	32,004	35,653	3,649	11%	5.57%
65 to 69 years	22,003	27,263	5,260	24%	3.83%
70 to 74 years	16,014	19,688	3,674	23%	2.79%
75 to 79 years	13,040	13,947	907	7%	2.27%
80 to 84 years	11,319	11,560	241	2%	1.97%
85 years and over	12,821	14,229	1,408	11%	2.23%
<b>Total</b>	<b>574,501</b>	<b>586,971</b>	<b>12,470</b>	<b>2%</b>	<b>100.00%</b>

Source: QCEW Employees, Non-QCEW Employees, Self-Employed & Extended Proprietors - EMSI 2014.3 Class of Worker

South Orange County racial and ethnic demographics appear to be influenced by the high cost of living. Although the White, Non-Hispanic population has been decreasing, relative to other groups, this group remains the majority (65.7 percent) of the population. The next largest population groups are the Hispanic ethnic groups (22.7 percent), which have been increasing over the last five years.

## Population by Race

Race	2009 Population	2014 Population	Change	% Change	2009 % of Cohort
White, Non-Hispanic	396,000	385,395	-10,605	-3%	68.93%
Asian, Hispanic	1,513	1,892	379	25%	0.26%
Native Hawaiian or Pacific Islander, Hispanic	323	381	58	18%	0.06%
Two or More Races, Hispanic	2,417	3,209	792	33%	0.42%
Black, Non-Hispanic	6,336	7,066	730	12%	1.10%
American Indian or Alaskan Native, Non-Hispanic	914	908	-6	-1%	0.16%
Asian, Non-Hispanic	49,992	56,928	6,936	14%	8.70%
Native Hawaiian or Pacific Islander, Non-Hispanic	945	994	49	5%	0.16%
Two or More Races, Non-Hispanic	15,054	17,492	2,438	16%	2.62%
White, Hispanic	97,012	107,995	10,983	11%	16.89%
Black, Hispanic	1,497	1,770	273	18%	0.26%
American Indian or Alaskan Native, Hispanic	2,498	2,940	442	18%	0.43%
Total	574,501	586,971	12,470	2%	100.00%

Source: QCEW Employees, Non-QCEW Employees, Self-Employed & Extended Proprietors - EMSI 2014.3 Class of Worker

## South Orange County Economic Overview

South Orange County contributes \$25.6 billion (approximately 14 percent) of the total Orange County economy of \$183.8 billion. This contribution is especially significant when one considers that the population (approximately 587,000) is significantly lower than the Orange County population as a whole (approximately 3,150,000).

The regional job market growth rate surpassed the State and Federal levels with a 10 percent increase in the workforce for the last five years. This increase leads California and national increases of 9 percent and 7.3 percent, respectively. The growth in jobs is reflected in a corresponding decline in the unemployment rate. The current South Orange County unemployment rate is 3.1 percent compared to the overall county rate of 4.4 percent.

The South Orange County region imports more goods and services than it exports. This difference may be due to the region's lack of large corporations (in comparison to Los Angeles or Orange County as a whole), which produce exportable goods and services. South Orange County does have a diverse business base that contributes to the Orange County economy, though. Regional goods and services exported from the region (approximately \$34.4 billion) account for about 20 percent of the exports of the total county exports of \$169.2 billion. Goods and services brought in to the region (approximately \$41.9 billion) account for about 24 percent of the county imports that total \$173.5 billion.

Data	South Orange County	Orange County	Percent
Population (2014)	586,971	3,150,273	18.6%
Jobs (2014)	289,535	2,026,306	14.3%
Average Earnings (2014)	\$54,561	\$58,109	N/A
Unemployed (12/2014)	3.1% (9,800)	4.4% (71,700)	13.7%
Higher Education Completions (2013)	3,916	59,850	6.5%
GRP (2013)	\$25,617,043,540	\$183,839,557,872	13.9%
Exports (2013)	\$34,449,699,029	\$169,206,127,621	20.4%
Imports (2013)	\$41,889,082,842	\$173,523,717,353	24.1%

Source: EMSI 2014.3 and CA EDD 12/31/14

The South Orange County economy is fairly diverse. In order of contribution to the economy, the top five sectors are:

1. Real Estate, Construction, and Rental & Leasing
2. Professional, Scientific, and Technical Services
3. Finance and Insurance
4. Health Care and Social Assistance
5. Entertainment, Accommodation and Food Services

## South Orange County Economic Overview

### South Orange County Gross Regional Product (GRP)

\$16,226,520,786	\$7,203,024,784	\$2,187,497,970	\$25,617,043,540
Earnings (2013)	Property Income (2013)	Taxes on Production (2013)	Total GRP (2013)

NAICS*	Industry	GRP (2013)	% of Total
11	Crop and Animal Production	\$44,198,265	0%
21	Mining, Quarrying, and Oil and Gas Extraction	\$47,421,797	0%
22	Utilities	\$647,794,621	3%
23	Construction	\$1,117,154,597	4%
31	Manufacturing	\$2,274,937,923	9%
42	Wholesale Trade	\$1,989,192,465	8%
44	Retail Trade	\$1,660,906,264	6%
48	Transportation and Warehousing	\$180,506,702	1%
51	Information	\$814,365,730	3%
52	Finance and Insurance	\$2,253,251,888	9%
53	Real Estate and Rental and Leasing	\$3,559,565,183	14%
54	Professional, Scientific, and Technical Services	\$2,593,332,135	10%
55	Management of Companies and Enterprises	\$336,908,967	1%
56	Administrative and Support and Waste Management and Remediation Services	\$1,021,639,869	4%
61	Educational Services	\$237,825,635	1%
62	Health Care and Social Assistance	\$2,272,721,567	9%
71	Arts, Entertainment, and Recreation	\$225,699,769	1%
72	Accommodation and Food Services	\$872,101,779	3%
81	Other Services (except Public Administration)	\$573,106,298	2%
90	Government	\$705,520,315	3%
	Other non-industries	\$2,188,891,773	9%

\*North American Industry Classification System (classification standard used by federal statistical agencies)

Source: EMSI 2014.3

## South Orange County Region Exports

\$34,449,699,029.48

Exports (2013)

76% of Supply

NAICS*	Industry	Exports (2013)	
11	Crop and Animal Production	\$87,135,927	
21	Mining, Quarrying, and Oil and Gas Extraction	\$57,961,024	
22	Utilities	\$888,069,500	■
23	Construction	\$1,702,501,632	■
31	Manufacturing	\$5,237,300,036	■
42	Wholesale Trade	\$2,697,389,834	■
44	Retail Trade	\$1,674,999,185	■
48	Transportation and Warehousing	\$241,117,384	■
51	Information Technology	\$1,556,687,608	■
52	Finance and Insurance	\$3,593,608,117	■
53	Real Estate and Rental and Leasing	\$4,309,376,447	■
54	Professional, Scientific, and Technical Services	\$3,482,579,541	■
55	Management of Companies and Enterprises	\$477,643,383	■
56	Administrative and Support and Waste Management and Remediation Services	\$1,054,923,824	■
61	Educational Services	\$217,201,553	■
62	Health Care and Social Assistance	\$2,158,743,320	■
71	Arts, Entertainment, and Recreation	\$263,116,163	■
72	Accommodation and Food Services	\$1,177,751,745	■
81	Other Services (except Public Administration)	\$608,581,409	■
90	Government	\$2,963,011,396	■

\*North American Industry Classification System (classification standard used by federal statistical agencies)

Source: EMSI 2014.3



## South Orange County Region Imports

<b>\$41,889,082,842</b> <b>Imports (2013)</b> 79% of Demand	<b>\$10,861,427,454</b> <b>Locally Produced &amp; Consumed (2013)</b> 21% of Demand
---	---

NAICS*	Industry	Imports (2013)	
11	Crop and Animal Production	\$241,365,172	■
21	Mining, Quarrying, and Oil and Gas Extraction	\$541,367,692	■
22	Utilities	\$539,749,626	■
23	Construction	\$996,266,275	■
31	Manufacturing	\$6,492,139,913	■
42	Wholesale Trade	\$1,722,596,380	■
44	Retail Trade	\$1,702,740,017	■
48	Transportation and Warehousing	\$1,203,205,320	■
51	Information Technology	\$2,019,996,432	■
52	Finance and Insurance	\$3,523,018,352	■
53	Real Estate and Rental and Leasing	\$2,244,219,935	■
54	Professional, Scientific, and Technical Services	\$2,020,724,792	■
55	Management of Companies and Enterprises	\$659,339,340	■
56	Administrative and Support and Waste Management and Remediation Services	\$1,063,470,058	■
61	Educational Services	\$508,433,496	■
62	Health Care and Social Assistance	\$2,540,796,217	■
71	Arts, Entertainment, and Recreation	\$402,354,309	■
72	Accommodation and Food Services	\$1,002,399,283	■
81	Other Services (except Public Administration)	\$648,843,040	■
90	Government	\$11,816,057,194	■

\*North American Industry Classification System (classification standard used by federal statistical agencies)

Source: EMSI 2014.3

## Regional Employment Trends

Over the last ten years, the region has maintained positive job growth (10 percent) and has outpaced state and national performance. When considered with the regional unemployment decline, the job growth trend is very encouraging; more workers are finding employment. The challenge for the region will be the preparation of future workers and training to increase skills of incumbent workers to develop and update the skills necessary to keep pace with the needs of employers. High skilled jobs require workers to be ready to enter and compete in the job market with fundamental technology skills as well as soft skills such as communications and customer service.

Real estate related employment has been a key indicator in the growth of South Orange County. Commercial and residential construction, real estate sales, and property management positions have continued to grow over the last ten years and the Orange County Register has reported a recent uptrend.

As the region's population continues to grow and age, health care related jobs continue to grow. Nurses, medical assistants, technicians and personal care aides are in high demand throughout the region. Employees in all sectors that serve mature residents will benefit from the study of normal aging changes, a field known as gerontology.

## Job Growth Comparison

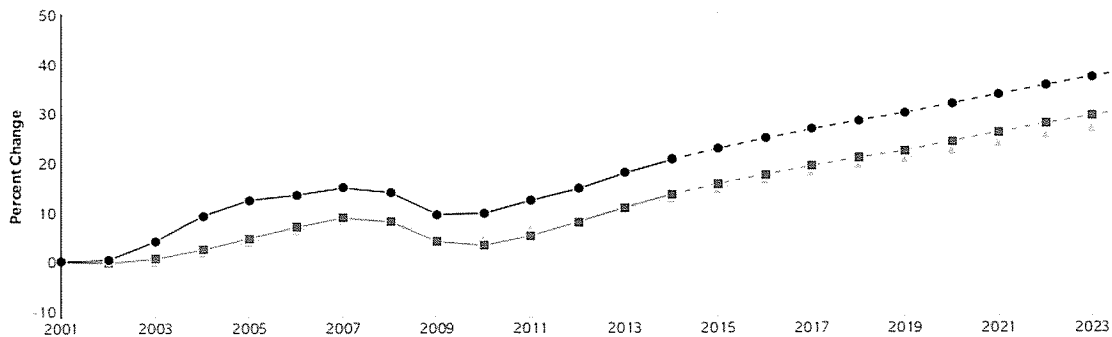








Chart Symbol	Region	2009 Jobs	2014 Jobs	% Change
●	Region (South Orange County)	263,258	289,535	10.0%
●	State	20,214,253	22,036,531	9.0%
⊗	Nation	173,564,229	186,308,882	7.3%

Source: EMSI 2014.3

The growth and decline of occupations and industries in the region follow the changing population demographic and changing consumer needs. Service related jobs that support our aging population lead job growth. Other industries such as real estate, manufacturing, and professional services have experienced growth as the economy rebounds. Declining occupations and industries do exist in the region which appear to be influenced by the change in the region's demographics.

## Growing & Declining Occupations in South Orange County

Occupation	Change in Jobs (2009-2014)	Bar Graph of Job Change
Real Estate Sales Agents Look at Real Estate Sales Agents in a occupation report	1,562	
Personal Care Aides Look at Personal Care Aides in a occupation report	1,038	
Property, Real Estate, and Community Association Managers Look at Property, Real Estate, and Community Association Managers in a occupation report	785	
Maids and Housekeeping Cleaners Look at Maids and Housekeeping Cleaners in a occupation report	-180	
Childcare Workers Look at Childcare Workers in a occupation report	-203	
Farmworkers and Laborers, Crop, Nursery, and Greenhouse Look at Farmworkers and Laborers, Crop, Nursery, and Greenhouse in a occupation report	-226	

## Growing & Declining Industries in South Orange County

Industry	Change in Jobs (2009-2014)	Bar Graph of Job Change
Services for the Elderly and Persons with Disabilities Look at Services for the Elderly and Persons with Disabilities in a industry report	3,084	
Surgical and Medical Instrument Manufacturing Look at Surgical and Medical Instrument Manufacturing in a industry report	1,517	
Full-Service Restaurants Look at Full-Service Restaurants in a industry report	1,298	
Telecommunications Resellers Look at Telecommunications Resellers in a industry report	-554	
Discount Department Stores Look at Discount Department Stores in a industry report	-709	
Private Households Look at Private Households in a industry report	-1,372	

Source: EMSI 2014.3

## South Orange County Unemployment

	2010	2011	2012	2013	2014
Orange County	9.5%	8.7%	7.6%	6.2%	4.4%
Aliso Viejo	5.1%	4.6%	4.0%	3.3%	2.3%
Coto de Caza	4.1%	3.8%	3.2%	2.6%	1.9%
Dana Point	6.9%	6.3%	5.5%	4.5%	3.2%
Foothill Ranch	3.1%	2.9%	2.4%	2.0%	1.4%
Laguna Beach	7.0%	6.4%	5.5%	4.6%	3.2%
Laguna Hills	8.1%	7.4%	6.4%	5.3%	3.7%
Laguna Niguel	7.5%	6.8%	5.9%	4.8%	3.4%
Laguna Woods	13.0%	12.0%	10.4%	8.6%	6.2%
Lake Forest	6.6%	6.1%	5.2%	4.3%	3.0%
Mission Viejo	6.9%	6.3%	5.5%	4.5%	3.2%
Rancho Santa Margarita	6.1%	5.6%	4.8%	4.0%	2.8%
San Clemente	7.7%	7.1%	6.1%	5.0%	3.5%
San Juan Capistrano	8.4%	7.7%	6.7%	5.5%	3.9%

Source: State of California EDD, Monthly Labor Force Data for Cities and Census Designated Places

# South Orange County Industry Cluster And Occupation Trends

## Jobs by Industry

289,535

Total Jobs (2014)

NAICS*	Industry	2014 Jobs	
11	Crop and Animal Production	960	█
21	Mining, Quarrying, and Oil and Gas Extraction	1,537	█
22	Utilities	1,257	█
23	Construction	16,073	██████████
31	Manufacturing	15,496	██████████
42	Wholesale Trade	10,787	██████
44	Retail Trade	33,337	████████████████████
48	Transportation and Warehousing	2,480	█
51	Information Technology	4,148	██
52	Finance and Insurance	18,621	██████████
53	Real Estate and Rental and Leasing	24,545	██████████
54	Professional, Scientific, and Technical Services	31,499	████████████████
55	Management of Companies and Enterprises	2,912	█
56	Administrative and Support and Waste Management and Remediation Services	18,895	██████████
61	Educational Services	6,318	██
62	Health Care and Social Assistance	38,478	████████████████████
71	Arts, Entertainment, and Recreation	7,842	██
72	Accommodation and Food Services	26,548	██████████
81	Other Services (except Public Administration)	19,821	██████████
90	Government	7,173	██
99	Unclassified Industry	808	█

\*North American Industry Classification System (classification standard used by federal statistical agencies)

## Average Earnings by Industry

\$54,561

Avg. Earnings (2014)

103% of Nation Avg.

NAICS*	Industry	Avg. Earnings	
11	Crop and Animal Production	\$31,409	
21	Mining, Quarrying, and Oil and Gas Extraction	\$8,619	
22	Utilities	\$158,027	
23	Construction	\$61,568	
31	Manufacturing	\$101,043	
42	Wholesale Trade	\$85,712	
44	Retail Trade	\$35,992	
48	Transportation and Warehousing	\$49,977	
51	Information Technology	\$88,688	
52	Finance and Insurance	\$83,698	
53	Real Estate and Rental and Leasing	\$37,987	
54	Professional, Scientific, and Technical Services	\$73,981	
55	Management of Companies and Enterprises	\$107,163	
56	Administrative and Support and Waste Management and Remediation Services	\$44,906	
61	Educational Services	\$35,855	
62	Health Care and Social Assistance	\$55,911	
71	Arts, Entertainment, and Recreation	\$23,364	
72	Accommodation and Food Services	\$24,026	
81	Other Services (except Public Administration)	\$27,263	
90	Government	\$85,078	
99	Unclassified Industry	\$64,682	

\*North American Industry Classification System (classification standard used by federal statistical agencies)

Source: EMSI 2014.3

# Orange County Comparisons

## Orange County Occupations with Fastest Job Growth

Occupation	Estimated Year – Projected Year	Employment Estimated	Employment Projected	Employment Change	Percentage Change
Biomedical Engineers	2010 - 2020	530	990	460	86.8%
Home Health Aides	2010 - 2020	5,830	9,260	3,430	58.8%
Logisticians	2010 - 2020	1,500	2,210	720	48.0%
Personal Care Aides	2010 - 2020	14,950	22,170	7,220	48.3%
Health Educators	2010 - 2020	730	1,070	340	46.6

Source: State of California EDD, Labor Market Info

## County Unemployment Comparison

Area	Labor Force	Number Employed	Number Unemployed	Unemployment Rate
Los Angeles County	5,034,800	4,658,900	375,900	7.5%
Orange County	1,627,500	1,555,800	71,700	4.4%
San Diego County	1,606,700	1,523,800	82,900	5.1%

Source: State of California EDD, Labor Market Info

# Sector Spotlight

In 2014, South Orange County expected job growth to increase by over 10 percent overall. Certain industry sectors have been identified as major contributors to ongoing job growth.

## Hospitality and Food Services

In Orange County, Hospitality and Food Services rank in the top ten high growth industries and in the top ten industries in terms of number of job openings. Job growth is expected to be favorable due to the high job replacement rate, popularity of dining out, and increased demand for prepared meals-to-go from grocery, specialty food, or convenience stores. Also, institutional food programs in schools, hospitals, and residential care facilities for the elderly are projected to open new or expanded food service operations. Formal training is likely to help workers to start or be promoted to advanced positions. Advanced positions can also be achieved by internal promotion and experience working up from entry-level positions as well.

South Orange County expects to have nearly 25,500 jobs in the food service industry in 2014. These positions range from entry level, minimum wage level to sustainable to high wage management positions. The industry average salary of \$27,263 reflects the high number of lower level positions required in the industry.

The Los Angeles/Orange County region is one of the “hot spots” for the hospitality sector and accounts for over one-third of hospitality jobs (575,565) in the state. It is one of the fastest growing industries and employs many young workers and first-time job holders in part-time and seasonal jobs. Service occupations such as housekeeping, food preparation and serving, baggage porters and grounds maintenance workers comprise a majority of the jobs in demand; other high-demand positions in this sector include office and administrative support, engineering, maintenance, security, information technology, accounting, marketing, finance, human resources, and planning and analysis. For most entry-level positions, on-the-job training is provided and the expected job growth rate for these positions is very high. These positions require strong interpersonal and communication skills, multi-cultural awareness and sensitivity, and customer service skills, also known as “soft skills.” Traditional, first-level manager positions were being filled by promoting staff from within. While such promotions are still possible, lodging chains have started to hire candidates with four-year college degrees for junior management positions. Applicants with bachelor’s or master’s degrees in hotel, restaurant and hospitality management are highly sought after.

The lodging industry is shifting towards building more limited-service hotels and fewer full-service properties. Furthermore, some lodging properties are streamlining operations by either eliminating or scaling back the number of managers. For example, chain hotels are increasingly assigning a single manager to oversee multiple properties. However, in Orange County, experienced managers will be in demand at large full-service hotels that provide a wide range of services to a larger customer base. The employment growth rate is projected to be approximately 25 percent for lodging managers.



## South Orange County Hospitality Firms by Size and Type

Employees/Firm	Firms	%	Employment	%
1-4	184	18.3%	518	2.2%
5-9	216	21.5%	1,365	5.9%
10-19	240	23.9%	3,207	13.8%
20-49	274	27.3%	7,712	33.3%
50-99	65	6.4%	4,159	17.9%
100-249	15	1.4%	2,042	8.8%
250-499	4	0.4%	1,475	6.3%
500+	3	0.3%	2,650	11.4%
Total	1,001	100.0%	23,128	100.0%
Site Type	Firms	%	Employment	%
Single locations	564	56.3%	10,088	43.6%
Headquarters	19	1.8%	2,068	8.9%
Franchises	199	19.8%	4,712	20.3%
Divisions	0	0.0%	0	0.0%
Branches	219	21.8%	6,260	27.0%
Total	1,001	100.0%	9,255	100.0%

### Totals By City

City	Firm	%
Aliso Viejo	59	5.8%
Capistrano Beach	11	1.0%
Dana Point	78	7.7%
Foothill Ranch	37	3.6%
Laguna Beach	110	10.9%
Laguna Hills	57	5.6%
Laguna Niguel	84	8.3%
Lake Forest	135	13.4%
Mission Viejo	129	12.8%
Rancho Santa Margarita	55	5.4%
San Clemente	142	14.1%
San Juan Capistrano	61	6.0%
Trabuco Canyon	15	1.4%
Total	1,001	100.0%

Source: Inside Prospects, Inc. (<http://www.insideprospectsinc.com>), 2014.

## Advanced Manufacturing

Manufacturing has been a major contributor to the fabric of the American economy. The definition of manufacturing is very broad and crosses many industry sectors. In essence, if you make, assemble, or modify a product, you are a manufacturer. For many years, the manufacturing sector, facing foreign and domestic competition and challenged to adapt to fast moving technology, was assumed to be in a dramatic decline.

Now, however, the manufacturing sector has been recognized as a growing and priority sector for the first time in many years. Advanced manufacturing has been the catalyst for a good portion of the sector's growth. By definition, advanced manufacturing engages in the extensive use of computer, high precision, and information technologies integrated with a high performance workforce capable of creating products in both small and large quantities to meet the supply demands of a competitive global economy.

For South Orange County businesses, the cost of entry, retooling, and expansion continues to decrease. Technology advancements have reduced the required capital investment and physical footprint for prototype and production equipment. While the need for some capital-intensive equipment still exists, developing technologies are empowering companies to innovate and prototype products using desktop and small format additive and subtractive technologies. Major technology providers are bringing 3D printers, CNC mills, and multi-function commercial printers into the market at very attractive price points.

Advanced manufacturing plays an important role in the economic growth of Orange County and is growing in South Orange County. Advanced high-tech sectors, such as computer and electronic products and medical devices, feature the highest average manufacturing salaries. These positions require four-year degrees (or higher) at the advanced levels and two-year degrees and certificates as a minimum at entry levels. Overall job growth in this sector is predicted to be approximately 47 percent, with many positions requiring training in the use of new and emerging technologies. Incumbent workers will also need to re-train in order to keep pace with the advancements in manufacturing technologies.

South Orange County is often overlooked as an advanced manufacturing supplier. However, several of its large and many medium-to-small companies contribute to the regional economy and workforce. Manufacturing in the region contributes nearly \$2.3 billion to the regional economy each year, which is approximately 10 percent of the gross regional product.

## South Orange County Advanced Manufacturing Firms by Size and Type

Employees/Firm	Firms	%	Employment	%
1-4	55	24.1%	148	1.1%
5-9	36	15.7%	240	1.8%
10-19	40	17.5%	545	4.2%
20-49	52	22.8%	1,595	12.4%
50-99	25	10.9%	1,613	12.6%
100-249	15	6.5%	2,158	16.9%
250-499	2	.8%	550	4.3%
500+	3	1.3%	5,919	46.9%
Total	228	100.0%	12,768	100.0%
Site Type	Firms	%	Employment	%
Single locations	165	72.3%	3,228	25.2%
Headquarters	42	18.4%	8,658	67.8%
Franchises	0	0.0%	0	0.0%
Divisions	7	3.0%	523	4.0%
Branches	14	6.1%	359	2.8%
Total	228	100.0%	12,768	100.0%

### Totals By City

City	Firm	%
Aliso Viejo	29	12.7%
Capistrano Beach	1	0.4%
Dana Point	4	1.7%
Foothill Ranch	17	7.4%
Laguna Beach	2	0.8%
Laguna Hills	29	12.7%
Laguna Niguel	8	3.5%
Lake Forest	56	24.5%
Mission Viejo	9	3.9%
Rancho Santa Margarita	18	7.8%
San Clemente	44	19.2%
San Juan Capistrano	8	3.5%
Trabuco Canyon	2	0.8%
Total	228	100.0%

Source: Inside Prospects, Inc. (<http://www.insideprospectsinc.com>), 2014.

## Biomedical

The Biomedical sector has been leading employment growth in Orange County by over 10 percent compared to all other sectors. Many sector reports combine the Biomedical sector with advanced manufacturing because the sector's research and development relies on advanced manufacturing technology in the research and development of medical devices and related products. Innovations in the sector are being developed by firms of different sizes ranging from large international to small business startups.

While Biomedical firms are located throughout the county, South Orange County contributes both established firms and startup entrepreneurs. Furthermore, because biomedical firms are located throughout the county, South Orange County residents commute throughout the region in order to meet the workforce needs in the sector.

### South Orange County Biomedical Firms by Size and Type

Employees/Firm	Firms	%	Employment	%
1-4	7	13.4%	23	0.3%
5-9	9	17.3%	62	0.9%
10-19	7	13.4%	99	1.5%
20-49	14	26.9%	412	6.2%
50-99	7	13.4%	425	6.4%
100-249	4	7.6%	713	10.8%
250-499	2	3.8%	550	8.3%
500+	2	3.8%	4,285	65.2%
Total	52	100.0%	6,569	100.0%
Site Type	Firms	%	Employment	%
Single locations	39	75.0%	1,130	17.2%
Headquarters	8	15.3%	4,973	75.7%
Franchises	0	0.0%	0	0.0%
Divisions	2	3.8%	328	4.9%
Branches	3	5.7%	138	2.1%
Total	52	100.0%	6,569	100.0%

### Totals By City

City	Firm	%
Aliso Viejo	11	21.1%
Foothill Ranch	3	5.7%
Laguna Hills	9	17.3%
Laguna Niguel	1	1.9%
Lake Forest	9	17.3%
Mission Viejo	2	3.8%
Rancho Santa Margarita	2	3.8%
San Clemente	15	28.8%
Total	52	100.0%

Source: Inside Prospects, Inc. (<http://www.insideprospectsinc.com>), 2014.

## Health Care and Social Assistance

As our population continues to increase and age, the health care and social assistance sector grows. The demand for health care services include medical (all facets), dental, home health, social and human service workers, both professional and paraprofessional. Technological advances in health care and the demand to reduce health care costs have created challenges for this sector. Efficiencies achieved by adopting technologies have changed the ways in which services are provided and how providers manage their operations. Providers have recently been required to adopt electronic health records and move their patient information online. Workers in this sector must be able to work with the technology to ensure that patient information is recorded accurately and securely maintained.

Nursing and medical assistants have always been in demand in the region and, with the changing demographic of the region, the demand will continue to increase. Skilled positions are commanding average salaries of nearly \$55,000 per year, with nurses and healthcare managers earning from \$90,000 to \$106,000 on average. Nurses and home health aides have the highest projected employment demand. Over 82 percent of home health aide positions will be a result of newly created positions, while nursing and other health providers will be evenly split between new positions and replacements of existing positions. Pharmacists and pharmacy technicians are also expected to have workforce growth. These two areas are expected to grow 26.3 percent and 35.4 percent from 2010 – 2020, respectively.

Educational requirements in this sector vary depending on the level and type of service provided. At an entry level, a pharmacy technician is required to have a minimum of a high school diploma or GED, approved preparation training (community college or accredited education provider), and state licensure. Pharmacists and nurses are required to have four-year to advanced degrees and licenses prior to serving their patients.

## South Orange County Medical and Other Health by Size and Type

Employees/Firm	Firms	%	Employment	%
1-4	1,268	62.5%	3,505	11.5%
5-9	396	19.5%	2,575	8.4%
10-19	215	10.6%	2,751	9.0%
20-49	85	4.1%	2,511	8.2%
50-99	28	1.3%	1,843	6.0%
100-249	24	1.1%	3,579	11.7%
250-499	4	0.1%	1,170	3.8%
500+	7	0.3%	12,501	41.0%
Total	2,027	100.0%	30,435	100.0%
Site Type	Firms	%	Employment	%
Single locations	1,842	90.8%	11,707	25.2%
Headquarters	49	2.4%	9,470	67.8%
Franchises	5	0.2%	172	0.0%
Divisions	13	0.6%	1,330	4.0%
Branches	119	5.8%	7,756	2.8%
Total	228	100.0%	30,435	100.0%

### Totals By City

City	Firm	%
Aliso Viejo	140	6.9%
Capistrano Beach	9	0.4%
Dana Point	88	4.3%
Foothill Ranch	47	2.3%
Laguna Beach	101	4.9%
Laguna Hills	355	17.5%
Laguna Niguel	180	8.8%
Lake Forest	38	1.8%
Mission Viejo	372	8%
Rancho Santa Margarita	89	8.8%
San Clemente	234	11.5%
San Juan Capistrano	139	6.8%
Trabuco Canyon	21	1.0%
Total	228	100.0%

Source: Inside Prospects, Inc. (<http://www.insideprospectsinc.com>), 2014.

## Information Communication Technology

Advances in Information Communication Technology affect most businesses and individuals. While Communication formerly was measured as its own sector, it relies on technologies and workforce characteristics similar to those of Information Technology. Therefore, most reports combine the two sectors.

Employment in this sector includes Information Services and Support, Software Services and Support, and Software and Systems Development.

One of the areas with the highest number of job openings is office assistant and information processing technicians. Specific duties vary; however, the workforce is expected to be computer literate and capable of using standard office applications such as Microsoft Office or similar applications. Because of advances in technologies, these workers have diversified their job duties to include research, training, and other responsibilities that once were the functions of more highly paid, educated professionals. Growing industries, such as healthcare and technical services, will generate many technology-based jobs.

According to the Orange County Workforce Indicators Report 2013-2014, the average ICT salary is \$83,078. This average salary is about \$28,000 higher than the average salary of all of the other industry sectors. Software Services and Support workers include system developers and programmers. Entry-level positions typically require a minimum of a bachelor's degree, but many workers in this area attend community and technical colleges to retrain and update technology skills.

## South Orange County Information Communication Technology Firms by Size and Type

Employees/Firm	Firms	%	Employment	%
1-4	319	57.0%	724	7.8%
5-9	96	17.0%	616	6.7%
10-19	74	13.2%	955	10.3%
20-49	45	8.0%	1,265	13.7%
50-99	13	2.3%	842	9.1%
100-249	9	1.6%	1,219	13.2%
250-499	0	0.0%	0	0.0%
500+	4	0.7%	3,634	39.3%
Total	560	100.0%	9,255	100.0%

Site Type	Firms	%	Employment	%
Single locations	465	83.0%	2,388	25.8%
Headquarters	48	8.6%	3,509	37.9%
Franchises	0	0.0%	0	0.0%
Divisions	7	1.3%	895	9.7%
Branches	40	7.1%	1,850	20.0%
Total	560	100.0%	9,255	100.0%

### Totals By City

City	Firm	%
Aliso Viejo	71	12.7%
Capistrano Beach	5	0.8%
Dana Point	24	4.3%
Foothill Ranch	19	3.4%
Ladera Ranch	9	1.6%
Laguna Beach	18	3.2%
Laguna Hills	63	11.3%
Laguna Niguel	48	8.6%
Lake Forest	90	16.1%
Mission Viejo	77	13.8%
Rancho Santa Margarita	42	7.5%
San Clemente	55	9.8%
San Juan Capistrano	29	5.2%
Trabuco Canyon	10	1.8%
Total	560	100.0%

Source: Inside Prospects, Inc. (<http://www.insideprospectsinc.com>), 2014.



## Real Estate

South Orange County has been known for its real estate. New home construction has been growing for the last three years and sales have been brisk in spite of an economic recession. According to the Orange County Register, Orange County has a shortfall of 30,000 to 60,000 housing units while home values continue to rise. While developers are building new homes, the high cost of land, construction and plan approvals have boosted the average cost of new homes in excess of \$822,000. The median price for existing Orange County homes is \$562,000. The South Orange County market has maintained higher values than the majority of the county.

Construction is one of the key indicators for economic growth. The Associated General Contractors of America reported Orange County as the third largest region in the creation of new construction jobs. According to the State of California Employment Development Department, construction jobs have been increased approximately 9 percent this year, which is the highest increase in five years. Specialty trade workers have been particularly scarce; approximately 86 percent of the new jobs are specialty construction jobs, such as electricians, carpenters, plumbers and other trades.

Real Estate sector employment is expected to grow over the next ten years and will be driven by

1. Population and job growth
2. Demand for residential and rental housing
3. Demand for commercial space
4. Demand for nursing homes and healthcare facilities
5. Demand to maintain and update existing structures and related infrastructure

Real estate sales will generate demand for licensed and certified real estate personnel, although this workforce fluctuates as the real estate market changes.

## South Orange County Real Estate Firms by Size and Type

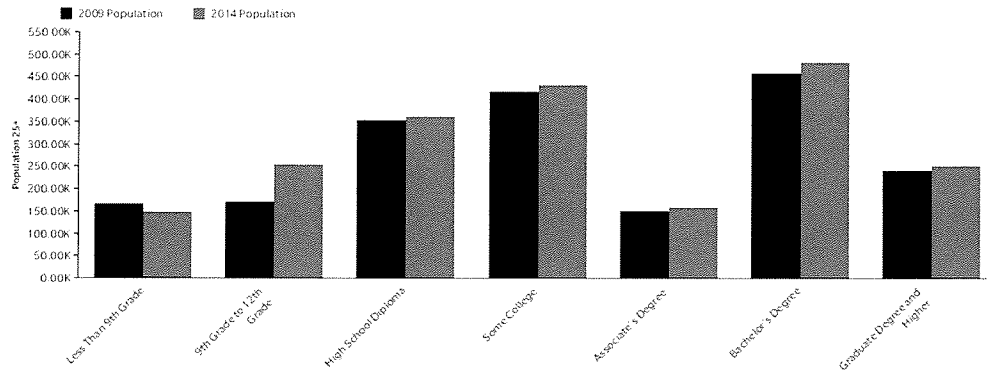
Employees/Firm	Firms	%	Employment	%
1-4	517	68.0%	1,176	17.8%
5-9	112	14.7%	694	10.5%
10-19	61	8.0%	765	11.6%
20-49	38	5.0%	1,131	17.2%
50-99	25	3.2%	1,783	27.1%
100-249	7	0.9%	1,026	15.6%
250-499	0	0.0%	0	0.0%
500+	0	0.0%	0	0.0%
Total	760	100.0%	6,575	100.0%
Site Type	Firms	%	Employment	%
Single locations	657	86.4%	3,245	49.3%
Headquarters	19	2.5%	730	11.1%
Franchises	31	4.0%	1,716	26.0%
Divisions	2	0.2%	45	0.6%
Branches	51	6.7%	839	12.7%
Total	760	100.0%	9,255	100.0%

### Totals By City

City	Firm	%
Aliso Viejo	47	6.1%
Capistrano Beach	15	1.9%
Dana Point	70	9.2%
Foothill Ranch	10	1.3%
Laguna Beach	71	9.3%
Laguna Hills	58	7.6%
Laguna Niguel	86	11.3%
Laguna Woods	14	1.8%
Lake Forest	62	8.1%
Mission Viejo	99	13.0%
Rancho Santa Margarita	32	4.2%
San Clemente	102	13.4%
San Juan Capistrano	55	7.2%
Trabuco Canyon	20	2.6%
Total	760	100.0%

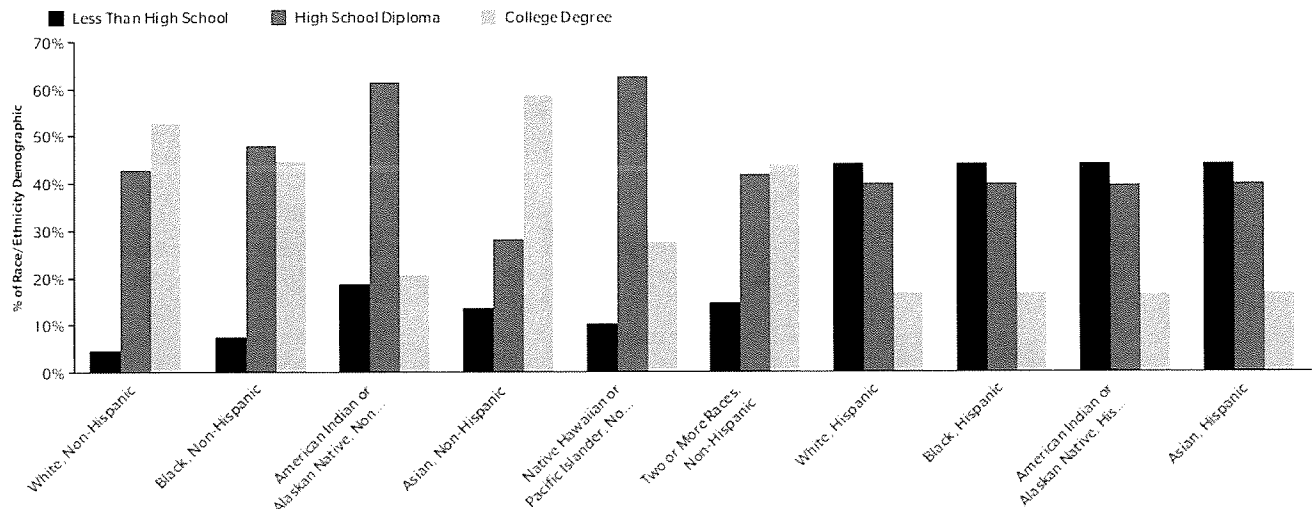
Source: Inside Prospects, Inc. (<http://www.insideprospectsinc.com>), 2014.

# Orange County Educational Attainment



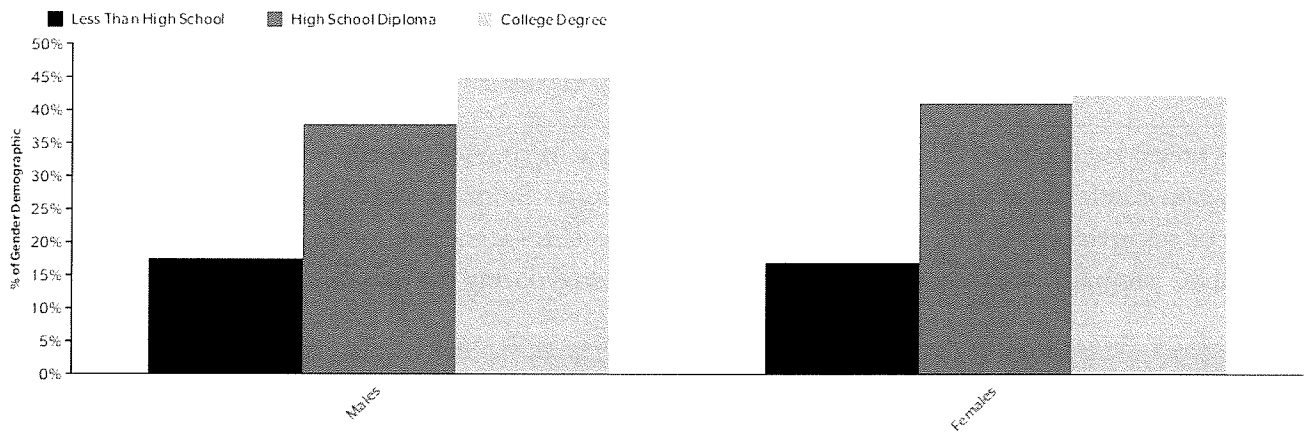
Education Level	2009 Population	2014 Population	2009 % of Population	2009 State % Population	2009 Nat. % Population
Less Than 9th Grade	164,411	146,815	8%	10%	6%
9th Grade to 12th Grade	169,929	252,518	9%	9%	9%
High School Diploma	351,635	360,416	18%	21%	29%
Some College	415,870	430,197	21%	22%	21%
Associate's Degree	149,898	157,590	8%	8%	8%
Bachelor's Degree	458,451	482,725	24%	19%	18%
Graduate Degree and Higher	239,411	249,784	12%	11%	10%
Total	1,949,604	2,080,045	100%	100%	100%

Source: QCEW Employees, Non-QCEW Employees, Self-Employed & Extended Proprietors - EMSI 2014.3 Class of Worker



Race/Ethnicity	2009 Population	2014 Population	2009 Less Than High School	2009 High School Diploma	2009 College Degree
White, Non-Hispanic	990,535	980,472	44,514	424,139	521,882
Black, Non-Hispanic	29,610	33,272	2,196	14,217	13,197
American Indian or Alaskan Native, Non-Hispanic	4,509	4,511	833	2,759	917
Asian, Non-Hispanic	361,231	420,019	49,033	101,174	211,024
Native Hawaiian or Pacific Islander, Non-Hispanic	5,281	5,910	531	3,294	1,456
Two or More Races, Non-Hispanic	28,120	33,825	4,075	11,751	12,294
White, Hispanic	493,718	554,139	217,070	195,664	80,984
Black, Hispanic	6,716	8,462	2,950	2,662	1,103
American Indian or Alaskan Native, Hispanic	13,880	17,483	6,116	5,496	2,268
Asian, Hispanic	6,103	8,095	2,677	2,421	1,005
Native Hawaiian or Pacific Islander, Hispanic	1,348	1,795	592	535	222
Two or More Races, Hispanic	8,553	12,062	3,752	3,393	1,408
Total	1,949,604	2,080,045	334,340	767,504	847,760

Source: QCEW Employees, Non-QCEW Employees, Self-Employed & Extended Proprietors - EMSI 2014.3 Class of Worker



Gender	2009 Population	2014 Population	2009 Less Than High School	2009 High School Diploma	2009 College Degree
Males	945,171	1,008,813	165,242	356,625	423,303
Females	1,004,434	1,071,232	169,097	410,880	424,457
Total	1,949,604	2,080,045	334,340	767,504	847,760

Source: QCEW Employees, Non-QCEW Employees, Self-Employed & Extended Proprietors - EMSI 2014.3 Class of Worker

# Saddleback College

## Career Technical Education Degree and Certificate Programs

Career Technical Education (CTE) programs offer a sequence of courses directly related to high demand skills needed to gain employment in current or emerging occupations. Students can earn a Saddleback College (SC) certificate or occupational skills award preparing them for an entry-level position in less than 1 year and up to 2 years. All SC programs are fully accredited with classes offered during the day, at night and online.

Program	Associate's Degree	Certificate of Achievement	Occupational Skills Award
<b>Accounting</b>	✓	✓	
Tax Preparation	✓	✓	
Computerized Accounting Specialist	✓	✓	
Tax Preparation Specialist	✓	✓	
<b>Administrative Assistant</b>	✓	✓	
<b>American Sign Language Interpreter</b>	✓	✓	
<b>Architectural Drafting</b>	✓	✓	
<b>Automotive Technology</b>			
Alternative Fuel Vehicle Specialist	✓	✓	
Automotive Chassis Specialist	✓	✓	
Automotive Engine Performance Specialist	✓	✓	
Automotive Engine Service Specialist	✓	✓	
General Automotive Technician	✓	✓	
<b>Business</b>			
Business Administration	✓		
Business Leadership	✓	✓	
Business Management	✓		
Entrepreneurship	✓	✓	✓
Global Business	✓	✓	
Marketing	✓	✓	
Professional Retailing	✓	✓	
Retail Management	✓	✓	
Human Resource Management			✓
Project Management			✓
<b>Child Development</b>			
Associate Teacher			✓
Early Childhood Education	T		
Early Childhood Teacher	✓	✓	
Infant Toddler Teacher	✓	✓	
Master Teacher	✓	✓	
School Age Care and Recreation	✓	✓	
Site Supervisor	✓	✓	
<b>Cinema/Television/Radio</b>			
Cinema	✓	✓	✓
CTVR-Critical Studies	✓	✓	✓
Post Production	✓	✓	✓
Radio	✓	✓	✓
Screen Acting and Voice Performance	✓	✓	✓
Television	✓	✓	✓

<b>Computer Information Management</b>			
Applications Developer	✓	✓	
E-Commerce Specialist		✓	
	✓		
Network Administrator	✓	✓	
Software Specialist	✓	✓	
Web Designer	✓	✓	
Webmaster	✓	✓	
Information Security: Security			✓
Office and Computer Skill			✓
<b>Computer Maintenance Technology</b>	✓	✓	
<b>Computer Science</b>	✓		
<b>Construction Inspection</b>	✓	✓	
<b>Consumer Services</b>	✓	✓	
<b>Cosmetology</b>			
Cosmetician			✓
<b>Culinary Arts</b>			
Catering	✓	✓	
Culinary Arts	✓	✓	
Food Service	✓	✓	
<b>Drafting</b>	✓	✓	
<b>Ecological Restoration</b>		✓	
<b>Electronic Technology</b>			
Analog and Digital Circuit Electronic Technology	✓	✓	
Digital Electronic Technology	✓	✓	
General Electronic Technology	✓	✓	
Basic Analog and Digital Electronics			✓
<b>Emergency Medical Technology</b>			✓
<b>Engineering</b>	✓		
<b>Environmental Studies</b>	✓		
Sustainable Studies			✓
<b>Family &amp; Consumer Sciences</b>	✓	✓	
<b>Fashion Design</b>			
Fashion Design			
Advanced Fashion Design and Apparel Manufacturing	✓	✓	
Accessory Design			✓
Basic Costume Construction and Sourcing			✓
Fashion Technology			✓
Sustainable Fashion and Social Entrepreneurship			✓
<b>Fashion Merchandising</b>			
Fashion Merchandising	✓	✓	
Visual Fashion Merchandising	✓	✓	
Event Planner			✓
Fashion Stylist			✓
<b>Geography</b>	T		
<b>Gerontology</b>		✓	
<b>Graphics</b>			
Computer Graphics	✓	✓	
Graphic Communications	✓	✓	
Graphic Design	✓	✓	
Illustration/Animation	✓	✓	
<b>Health Information Technology</b>	✓	✓	
<b>Horticulture</b>	✓	✓	
General Horticulture			✓
Plant Identification			✓

<b>Human Services</b>			
Alcohol and Drug Studies	✓	✓	
Community-Based Corrections	✓	✓	
Human Service Generalist	✓	✓	
Mental Health Worker	✓	✓	
<b>Interior Design</b>			
Interior Design Assistant		✓	
Interior Design Professional	✓	✓	
Interiors Merchandising		✓	
<b>Journalism</b>	✓	✓	
<b>Kinesiology</b>	✓		
Athletic Training			✓
Coaching			✓
Recreation Administrator			✓
<b>Landscape Design</b>	✓	✓	
General Landscape Design			✓
<b>Marine Science Technology</b>			
Marine Science	✓		
Marine Science Technician	✓	✓	
Seamanship	✓	✓	
<b>Medical Assistant</b>			
Administrative Medical Assistant	✓	✓	
Clinical Medical Assistant	✓	✓	
Comprehensive Medical Assistant	✓	✓	
Medical Insurance Coding			✓
<b>Medical Laboratory Technician</b>	✓	✓	
<b>Nursing</b>			
Registered Nurse	✓	✓	
Licensed Vocational Nurse to Registered Nurse	✓		
Licensed Vocational Nurse to RN (30 Units)		✓	
<b>Nutrition</b>	✓	✓	
<b>Paramedic</b>	✓	✓	
<b>Phlebotomist/Laboratory Assistant</b>			✓
<b>Political Science</b>	✓		
<b>Rapid Digital Manufacturing</b>	✓	✓	
<b>Real Estate</b>			
Real Estate Appraisal	✓	✓	
Real Estate Escrow	✓	✓	
Real Estate Sales/Broker	✓	✓	
<b>Theatre Arts Performance and Acting</b>	✓		
<b>Theatre Arts Entertainment and Theatre Technology</b>		✓	
Scenic Art and Painting			✓
<b>Theatre Arts Technical Theatre</b>	✓		
<b>Travel &amp; Tourism</b>	✓	✓	

CA: Certificate of Achievement Vocational Program or other area approved by the State System Office (18 or more units)

OSA: Occupational Skills Award – Vocational program (6-17.9 units)



# South Orange County City and Community Profiles

2014

---

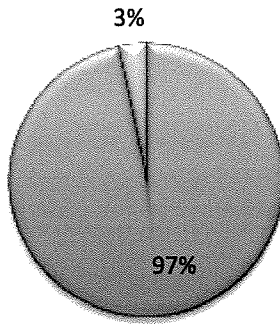
Provided by Orange County Workforce Investment Board

## CITY OF ALISO VIEJO PROFILE

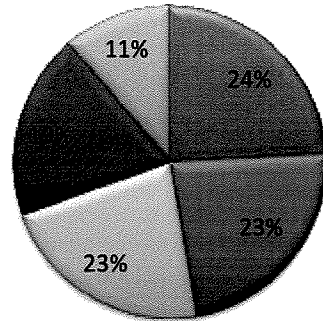
- ✓ Aliso Viejo has a population of 47,823 and contributes 28,500 workers to Orange County's workforce
- ✓ The number of small businesses with fewer than 500 employees in Aliso Viejo is 1,685

### Employment In Aliso Viejo

■ Employment   ■ Unemployment



### Top Industry Sectors In Aliso Viejo



- Professional Services
- Manufacturing
- Administrative and Support Services
- Retail Stores
- Real Estate

### LARGEST COMPANIES (BASED ON NUMBER OF EMPLOYEES) IN ALISO VIEJO

Company	Sales Amount	# of Employees
UPS Customer Ctr	\$343,342,000	1,000
Fluor Enterprises Inc	\$224,570,000	1,000
Dell Software Inc	Not Reported	600
First Service Residential	\$143,750,000	600
Orange County Sheriff	Not Reported	450

### GROWING/DECLINING OCCUPATIONS IN ALISO VIEJO

Occupations	Change in Jobs (2014-2019)
Physical Therapists	109
Software Developers, Applications	55
Physical Therapist Assistants	55
Construction Laborers	(10)
Real Estate Sales Agents	(11)
Carpenters	(24)

## GROWING/DECLINING INDUSTRIES IN ALISO VIEJO

Industries	Change in Jobs (2014-2019)
Offices of Physical, Occupational and Speech Therapists, and Audiologists	519
Other Scientific and Technical Consulting Services	278
Computer Systems Design Services	157
Direct Property and Casualty Insurance Carriers	(55)
Corporate, Subsidiary, and Regional Managing Offices	(78)
New Single-Family Housing Construction (except Operative Builders)	(101)

## ORANGE COUNTY BUSINESS COUNCIL WORKFORCE HOUSING SCORECARD, 2010—2020

The Aliso Viejo rank of 10<sup>th</sup> of 34 Orange County cities consists of 4 separate ranking factors that are summed up to derive an overall cumulative Scorecard ranking:

Topic	Ranking
Total Job Growth	20
Housing as a Percentage of Total OC Housing	12
Jobs-to-Housing Ratio	10
Change in Housing Density	8

## Census Block Data

### POPULATION

Population	47,823		
Population Density	6,400.43/sq mi		
Male:	23,019 (48.13%)	Females:	24,804 (51.87%)
Median Age	37.20 years old		

### INCOME

Median Household Income	\$98,515
Median Individual Worker Income	\$54,354

### ETHNICITY

White	34,437	(72.01%)
Black	967	(2.02%)
Hispanic	8,164	(17.07%)
Asian	6,996	(14.63%)
Native	240	(0.50%)
One Race, Other	2,446	(5.11%)
Two or More Races	2,737	(5.72%)

## EDUCATION

Education for the 25 Years and Over		
Less Than High School	1,676	5.25%
High School Graduate	3,918	12.27%
Some College or Associate Degree	8,774	27.49%
Bachelor Degree	12,369	38.75%
Master, Doctorate, or Professional Degree	5,184	16.24%

## EMPLOYMENT

Male, Civilian, Unemployed	948	6.36%
Female, Civilian, Unemployed	1,076	7.70%

### Occupations

#### Males

Management, Professional, and Related Occupations	7,701	55.13%
Service Occupations	1,233	8.83%
Sales and Office Occupations	3,490	24.99%
Farming, Fishing, and Forestry Occupations	0	0.00%
Construction, Extraction, Maintenance, and Repair Occupations	367	2.63%
Production, Transportation, and Material Moving Occupations	755	5.41%

#### Females

Management, Professional, and Related Occupations	6,598	51.18%
Service Occupations	1,758	13.64%
Sales and Office Occupations	4,236	32.86%
Farming, Fishing, and Forestry Occupations	23	0.18%
Construction, Extraction, Maintenance, and Repair Occupations	0	0.00%
Production, Transportation, and Material Moving Occupations	249	1.93%

## HOME VALUES

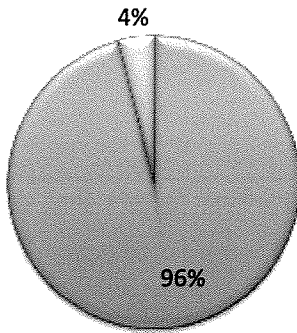
Median Value of Owner Occupied Houses	\$474,100
---------------------------------------	-----------

## CITY OF DANA POINT PROFILE

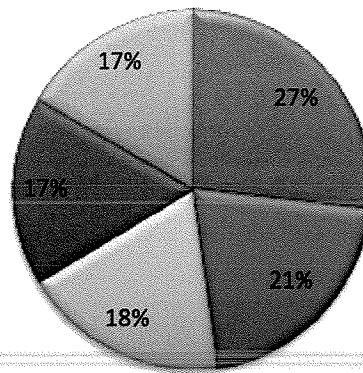
- ✓ Dana Point has a population of 33,351 and contributes 22,600 workers to Orange County's workforce
- ✓ The number of small businesses with fewer than 500 employees in Dana Point is 1,452

### Employment In Dana Point

■ Employment   ■ Unemployment



### Top Industry Sectors In Dana Point



- Hotels and Accommodations
- Professional Services
- Eating and Drinking
- Retail Stores
- Administrative and Support Services

### LARGEST COMPANIES (BASED ON NUMBER OF EMPLOYEES) IN DANA POINT

Company	Sales Amount	# of Employees
Ritz Carlton-Laguna Niguel	\$49,000,000	970
St Regis Monarch Beach	\$89,433,000	800
Marriott-Laguna Cliffs Resort	\$15,190,000	250
Dana Hills High School	Not Reported	200
Harpoon Henry's Seafood Rstrnt	\$6,000,000	150

### GROWING/DECLINING OCCUPATIONS IN DANA POINT

Occupations	Change in Jobs (2014-2019)
Waiters and Waitresses (35-3031)	85
Maids and Housekeeping Cleaners (37-2012)	85
Combined Food Preparation and Serving Workers, Including Fast Food (35-3021)	57
Cleaners of Vehicles and Equipment (53-7061)	(5)
Carpenters (47-2031)	(7)
Farmworkers and Laborers, Crop, Nursery, and Greenhouse (45-2092)	(8)

## GROWING/DECLINING INDUSTRIES IN DANA POINT

Industries	Change in Jobs (2014-2019)
Hotels (except Casino Hotels) and Motels (721110)	214
Full-Service Restaurants (722110)	193
Other Scientific and Technical Consulting Services (541690)	110
Crop Production (111000)	(16)
Professional Employer Organizations (561330)	(32)
New Single-Family Housing Construction (except Operative Builders) (236115)	(33)

## ORANGE COUNTY BUSINESS COUNCIL WORKFORCE HOUSING SCORECARD, 2010–2020

The Dana Point rank of 9<sup>th</sup> of 34 Orange County cities consists of 4 separate ranking factors that are summed up to derive an overall cumulative Scorecard ranking:

Topic	Ranking
Total Job Growth	22
Housing as a Percentage of Total OC Housing	13
Jobs-to-Housing Ratio	6
Change in Housing Density	7

## Census Block Data

### POPULATION

Population	33,351		
Population Density	1,131.14/sq mi		
Male:	16,520 (49.53%)	Females:	16,831 (50.47%)
Median Age	44.80 years old		

### INCOME

Median Household Income	\$80,938
Median Individual Worker Income	\$51,229

### ETHNICITY

White	28,701	(86.06%)
Black	294	(0.88%)
Hispanic	5,662	(16.98%)
Asian	1,064	(3.19%)
Native	266	(0.80%)
One Race, Other	1,952	(5.85%)
Two or More Races	1,074	(3.22%)

**EDUCATION**

## Education for the 25 Years and Over

Less Than High School	1,246	5.02%
High School Graduate	3,835	15.46%
Some College or Associate Degree	8,524	34.36%
Bachelor Degree	7,194	29.00%
Master, Doctorate, or Professional Degree	4,012	16.17%

**EMPLOYMENT**

Male, Civilian, Unemployed	558	5.15%
Female, Civilian, Unemployed	939	11.57%

## Occupations

## Males

Management, Professional, and Related Occupations	4,597	44.71%
Service Occupations	1,699	16.52%
Sales and Office Occupations	2,178	21.18%
Farming, Fishing, and Forestry Occupations	43	0.42%
Construction, Extraction, Maintenance, and Repair Occupations	808	7.86%
Production, Transportation, and Material Moving Occupations	743	7.23%

## Females

Management, Professional, and Related Occupations	3,056	42.57%
Service Occupations	1,477	20.58%
Sales and Office Occupations	2,454	34.19%
Farming, Fishing, and Forestry Occupations	0	0.00%
Construction, Extraction, Maintenance, and Repair Occupations	0	0.00%
Production, Transportation, and Material Moving Occupations	178	2.48%

**HOME VALUES**

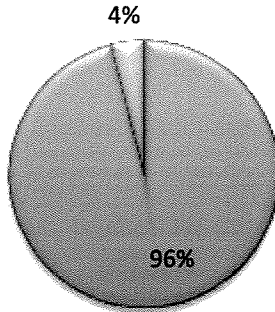
Median Value of Owner Occupied Houses	\$732,900
---------------------------------------	-----------

## CITY OF LAGUNA BEACH

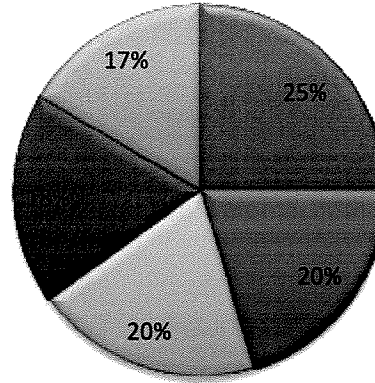
- ✓ Laguna Beach has a population of 22,723 and contributes 16,500 workers to Orange County's workforce
- ✓ The number of small businesses with fewer than 500 employees in Laguna Beach is 2,389

### Employment in Laguna Beach

■ Employment   ■ Unemployment



### Top Industry Sectors in Laguna Beach



- Administrative and Support Services
- Retail Stores
- Professional Services
- Real Estate
- Health Care

### LARGEST COMPANIES (BASED ON NUMBER OF EMPLOYEES) IN LAGUNA BEACH

Company	Sales Amount	# of Employees
Montage Laguna Beach	\$111,792,000	1,000
Mission Hospital Laguna Beach	Not Reported	565
Aquaterra Spa	\$16,534,000	300
Surf And Sand Resort	\$27,948,000	250
Laguna Beach City	Not Reported	200

### GROWING/DECLINING OCCUPATIONS IN LAGUNA BEACH

Occupations	Change in Jobs (2014-2019)
Maids and Housekeeping Cleaners (37-2012)	106
Waiters and Waitresses (35-3031)	92
Cooks, Restaurant (35-2014)	54
Musicians and Singers (27-2042)	(9)
First-Line Supervisors of Retail Sales Workers (41-1011)	(9)
Packaging and Filling Machine Operators and Tenders (51-9111)	(10)



## GROWING/DECLINING INDUSTRIES IN LAGUNA BEACH

Industries	Change in Jobs (2014-2019)
Hotels (except Casino Hotels) and Motels (721110)	288
Full-Service Restaurants (722110)	200
Private Households (814110)	57
Art Dealers (453920)	(31)
New Single-Family Housing Construction (except Operative Builders) (236115)	(47)
Frozen Specialty Food Manufacturing (311412)	(56)

## ORANGE COUNTY BUSINESS COUNCIL WORKFORCE HOUSING SCORECARD, 2010—2020

The Laguna Beach rank of 31<sup>st</sup> of 34 Orange County cities consists of 4 separate ranking factors that are summed up to derive an overall cumulative Scorecard ranking:

Topic	Ranking
Total Job Growth	23
Housing as a Percentage of Total OC Housing	31
Jobs-to-Housing Ratio	31
Change in Housing Density	32

## Census Block Data

### POPULATION

Population	22,723		
Population Density	2,313.80/sq mi		
Male:	11,398 (50.16%)	Females:	11,325 (49.84%)
Median Age	48.30 years old		

### INCOME

Median Household Income	\$95,020
Median Individual Worker Income	\$56,594

### ETHNICITY

White	20,645	(90.86%)
Black	178	(0.78%)
Hispanic	1,650	(7.26%)
Asian	811	(3.57%)
Native	76	(0.33%)
One Race, Other	350	(1.54%)
Two or More Races	663	(2.92%)

**EDUCATION**

Education for the 25 Years and Over		
Less Than High School	412	2.25%
High School Graduate	1,313	7.16%
Some College or Associate Degree	4,758	25.93%
Bachelor Degree	7,007	38.19%
Master, Doctorate, or Professional Degree	4,859	26.48%

**EMPLOYMENT**

Male, Civilian, Unemployed	382	5.25%
Female, Civilian, Unemployed	443	7.72%

## Occupations

## Males

Management, Professional, and Related Occupations	4,302	62.44%
Service Occupations	493	7.16%
Sales and Office Occupations	1,455	21.12%
Farming, Fishing, and Forestry Occupations	33	0.48%
Construction, Extraction, Maintenance, and Repair Occupations	243	3.53%
Production, Transportation, and Material Moving Occupations	283	4.11%

## Females

Management, Professional, and Related Occupations	3,058	57.71%
Service Occupations	518	9.78%
Sales and Office Occupations	1,595	30.10%
Farming, Fishing, and Forestry Occupations	0	0.00%
Construction, Extraction, Maintenance, and Repair Occupations	11	0.21%
Production, Transportation, and Material Moving Occupations	99	1.87%

**HOME VALUES**

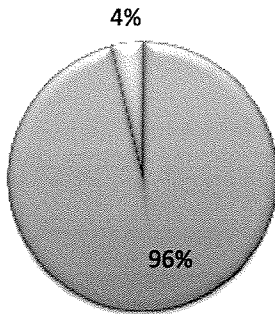
Median Value of Owner Occupied Houses	\$1,000,001
---------------------------------------	-------------

## CITY OF LAGUNA HILLS

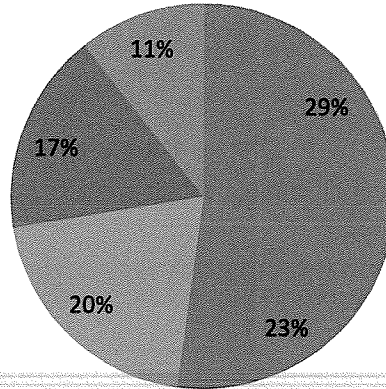
- ✓ Laguna Hills has a population of 30,344 and contributes 18,100 workers to Orange County's workforce
- ✓ The number of small businesses with fewer than 500 employees in Laguna Hills is 3,138

### Employment in Laguna Hills

■ Employment   ■ Unemployment



### Top Industry Sectors in Laguna Hills



- Health Care
- Retail Stores
- Professional Services
- Administrative and Support Services
- Manufacturing

### LARGEST COMPANIES (BASED ON NUMBER OF EMPLOYEES) IN LAGUNA HILLS

Company	Sales Amount	# of Employees
Saddleback Memorial Medical	\$731,511,000	4000
Ashley Crown Systems Inc	Not Reported	350
Macy's	\$70,990,000	300
Allied Business Schools	Not Reported	250
JC Penney	\$59,158,000	250

### GROWING/DECLINING OCCUPATIONS IN LAGUNA HILLS

Occupations	Change in Jobs (2014-2019)
Personal Care Aides (39-9021)	105
Registered Nurses (29-1141)	95
Home Health Aides (31-1011)	75
Drywall and Ceiling Tile Installers (47-2081)	(7)
Military occupations (55-9999)	(7)
Loan Officers (13-2072)	(11)

## GROWING/DECLINING INDUSTRIES IN LAGUNA HILLS

Industries	Change in Jobs (2014-2019)
Full-Service Restaurants (722110)	199
Residential Property Managers (531311)	138
Offices of Physicians (except Mental Health Specialists) (621111)	134
Savings Institutions (522120)	(20)
Real Estate Credit (522292)	(34)
Mortgage and Nonmortgage Loan Brokers (522310)	(50)

## ORANGE COUNTY BUSINESS COUNCIL WORKFORCE HOUSING SCORECARD, 2010—2020

The Laguna Hills rank of 22<sup>nd</sup> of 34 Orange County cities consists of 4 separate ranking factors that are summed up to derive an overall cumulative Scorecard ranking:

Topic	Ranking
Total Job Growth	14
Housing as a Percentage of Total OC Housing	22
Jobs-to-Housing Ratio	28
Change in Housing Density	20

## Census Block Data

### POPULATION

Population	30,344		
Population Density	4,532.37/sq mi		
Male:	14,821 (48.84%)	Females:	15,523 (51.16%)
Median Age	40.80 years old		

### INCOME

Median Household Income	\$85,594
Median Individual Worker Income	\$40,046

### ETHNICITY

White	22,045	(72.65%)
Black	420	(1.38%)
Hispanic	6,242	(20.57%)
Asian	3,829	(12.62%)
Native	159	(0.52%)
One Race, Other	2,470	(8.14%)
Two or More Races	1,421	(4.68%)

**EDUCATION**

Education for the 25 Years and Over

Less Than High School	1,750	8.29%
High School Graduate	4,155	19.68%
Some College or Associate Degree	6,174	29.24%
Bachelor Degree	5,917	28.02%
Master, Doctorate, or Professional Degree	3,119	14.77%

**EMPLOYMENT**

Male, Civilian, Unemployed	874	9.12%
Female, Civilian, Unemployed	613	8.42%

## Occupations

## Males

Management, Professional, and Related Occupations	3,732	42.85%
Service Occupations	1,221	14.02%
Sales and Office Occupations	1,959	22.49%
Farming, Fishing, and Forestry Occupations	43	0.49%
Construction, Extraction, Maintenance, and Repair Occupations	765	8.78%
Production, Transportation, and Material Moving Occupations	611	7.01%

## Females

Management, Professional, and Related Occupations	2,863	42.92%
Service Occupations	1,261	18.91%
Sales and Office Occupations	2,350	35.23%
Farming, Fishing, and Forestry Occupations	0	0.00%
Construction, Extraction, Maintenance, and Repair Occupations	0	0.00%
Production, Transportation, and Material Moving Occupations	188	2.82%

**HOME VALUES**

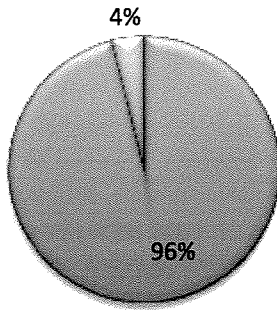
Median Value of Owner Occupied Houses	\$568,500
---------------------------------------	-----------

## CITY OF LAGUNA NIGUEL

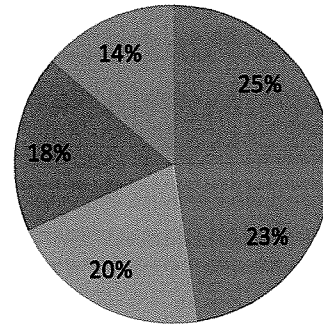
- ✓ Laguna Niguel has a population of 62,979 and contributes 38,000 workers to Orange County's workforce
- ✓ The number of small businesses with fewer than 500 employees in Laguna Niguel is 2,713

### Employment in Laguna Niguel

■ Employment   ■ Unemployment



### Top Industry Sectors in Laguna Niguel



- Retail Stores
- Professional Services
- Administrative and Support Services
- Health Care

### LARGEST COMPANIES (BASED ON NUMBER OF EMPLOYEES) IN LAGUNA NIGUEL

Company	Sales Amount	# of Employees
Mercedes-Benz USA LLC	\$226,349,000	299
YMCA	Not Reported	286
Prudential California Realty	\$55,104,000	230
Home Depot	\$67,671,000	200
Costco	\$47,327,000	200

### GROWING/DECLINING OCCUPATIONS IN LAGUNA NIGUEL

Occupations	Change in Jobs (2014-2019)
Retail Salespersons (41-2031)	121
Cashiers (41-2011)	106
Combined Food Preparation and Serving Workers, Including Fast Food (35-3021)	80
Drywall and Ceiling Tile Installers (47-2081)	(8)
Sewing Machine Operators (51-6031)	(8)
Loan Officers (13-2072)	(10)

## GROWING/DECLINING INDUSTRIES IN LAGUNA NIGUEL

Industries	Change in Jobs (2014-2019)
Warehouse Clubs and Supercenters (452910)	406
Other Scientific and Technical Consulting Services (541690)	147
Full-Service Restaurants (722110)	93
Mortgage and Nonmortgage Loan Brokers (522310)	(28)
New Single-Family Housing Construction (except Operative Builders) (236115)	(31)
Real Estate Credit (522292)	(33)

## ORANGE COUNTY BUSINESS COUNCIL WORKFORCE HOUSING SCORECARD, 2010—2020

The Laguna Niguel rank of 24<sup>th</sup> of 34 Orange County cities consists of 4 separate ranking factors that are summed up to derive an overall cumulative Scorecard ranking:

Topic	Ranking
Total Job Growth	19
Housing as a Percentage of Total OC Housing	23
Jobs-to-Housing Ratio	20
Change in Housing Density	25

## Census Block Data

### POPULATION

Population	62,979		
Population Density	4,231.13/sq mi		
Male:	30,518 (48.46%)	Females:	32,461 (51.54%)
Median Age	42.80 years old		

### INCOME

Median Household Income	\$100,589
Median Individual Worker Income	\$53,982

### ETHNICITY

White	50,625	(80.38%)
Black	777	(1.23%)
Hispanic	8,761	(13.91%)
Asian	5,459	(8.67%)
Native	306	(0.49%)
One Race, Other	3,019	(4.79%)
Two or More Races	2,793	(4.43%)

**EDUCATION**

## Education for the 25 Years and Over

Less Than High School	1,510	3.38%
High School Graduate	5,561	12.45%
Some College or Associate Degree	13,485	30.20%
Bachelor Degree	15,234	34.12%
Master, Doctorate, or Professional Degree	8,860	19.84%

**EMPLOYMENT**

Male, Civilian, Unemployed	1,605	8.59%
Female, Civilian, Unemployed	1,260	7.78%

## Occupations

## Males

Management, Professional, and Related Occupations	9,362	54.83%
Service Occupations	1,398	8.19%
Sales and Office Occupations	4,135	24.22%
Farming, Fishing, and Forestry Occupations	91	0.53%
Construction, Extraction, Maintenance, and Repair Occupations	483	2.83%
Production, Transportation, and Material Moving Occupations	1,095	6.41%

## Females

Management, Professional, and Related Occupations	7,756	51.95%
Service Occupations	1,960	13.13%
Sales and Office Occupations	4,904	32.85%
Farming, Fishing, and Forestry Occupations	0	0.00%
Construction, Extraction, Maintenance, and Repair Occupations	0	0.00%
Production, Transportation, and Material Moving Occupations	296	1.98%

**HOME VALUES**

Median Value of Owner Occupied Houses	\$679,500
---------------------------------------	-----------

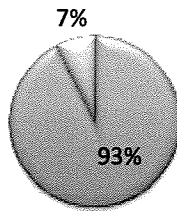


## CITY OF LAGUNA WOODS

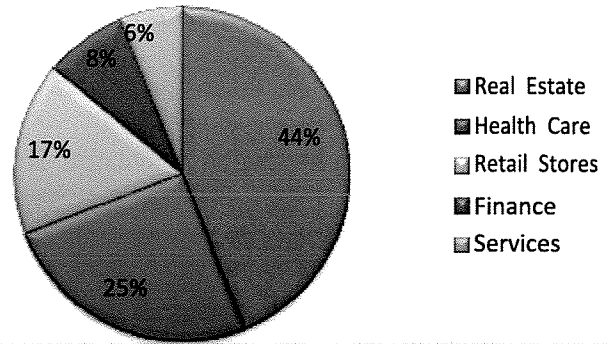
- ✓ Laguna Woods has a population of 16,400 and contributes 2,700 workers to Orange County's workforce
- ✓ The number of small businesses with fewer than 500 employees in Laguna Woods is 314

### Employment in Laguna Woods

■ Employment   ■ Unemployment



### Top Industry Sectors in Laguna Woods



### LARGEST COMPANIES (BASED ON NUMBER OF EMPLOYEES) IN LAGUNA WOODS

Company	Sales Amount	# of Employees
Professional Community Mgt	Not Reported	1000
Leisure World Safety Office	Not Reported	1000
Leisure World Community Svc	Not Reported	300
Palm Terrace Healthcare Ctr	Not Reported	200
Laguna Woods Vlg	\$15,260,000	200

### GROWING/DECLINING OCCUPATIONS IN LAGUNA WOODS

Occupations	Change in Jobs (2014-2019)
Home Health Aides (31-1011)	11
Personal Care Aides (39-9021)	11
Nursing Assistants (31-1014)	10
Postal Service Mail Sorters, Processors, and Processing Machine Operators (43-5053)	(2)
Cleaners of Vehicles and Equipment (53-7061)	(2)
Postal Service Mail Carriers (43-5052)	(3)

## GROWING/DECLINING INDUSTRIES IN LAGUNA WOODS

Industries	Change in Jobs (2014-2019)
Home Health Care Services (621610)	33
Assisted Living Facilities for the Elderly (623312)	31
Community Food Services (624210)	19
Car Washes (811192)	(3)
Savings Institutions (522120)	(4)
US Postal Service (901149)	(7)

## ORANGE COUNTY BUSINESS COUNCIL WORKFORCE HOUSING SCORECARD, 2010—2020

The Laguna Woods rank of 21<sup>st</sup> of 34 Orange County cities consists of 4 separate ranking factors that are summed up to derive an overall cumulative Scorecard ranking:

Topic	Ranking
Total Job Growth	24
Housing as a Percentage of Total OC Housing	25
Jobs-to-Housing Ratio	19
Change in Housing Density	15

## Census Block Data

### POPULATION

Population	16,192		
Population Density	5,196.95/sq mi		
Male:	5,755 (35.54%)	Females:	10,437 (64.46%)
Median Age	77.00 years old		

### INCOME

Median Household Income	\$36,818
Median Individual Worker Income	\$26,659

### ETHNICITY

White	14,133	(87.28%)
Black	110	(0.68%)
Hispanic	650	(4.01%)
Asian	1,624	(10.03%)
Native	34	(0.21%)
One Race, Other	90	(0.56%)
Two or More Races	201	(1.24%)

**EDUCATION**

Education for the 25 Years and Over		
Less Than High School	982	6.04%
High School Graduate	3,187	19.59%
Some College or Associate Degree	5,298	32.56%
Bachelor Degree	3,993	24.54%
Master, Doctorate, or Professional Degree	2,811	17.28%

**EMPLOYMENT**

Male, Civilian, Unemployed	237	14.59%
Female, Civilian, Unemployed	192	8.50%

## Occupations

## Males

Management, Professional, and Related Occupations	660	47.58%
Service Occupations	217	15.65%
Sales and Office Occupations	353	25.45%
Farming, Fishing, and Forestry Occupations	0	0.00%
Construction, Extraction, Maintenance, and Repair Occupations	43	3.10%
Production, Transportation, and Material Moving Occupations	91	6.56%

## Females

Management, Professional, and Related Occupations	953	46.13%
Service Occupations	376	18.20%
Sales and Office Occupations	737	35.67%
Farming, Fishing, and Forestry Occupations	0	0.00%
Construction, Extraction, Maintenance, and Repair Occupations	0	0.00%
Production, Transportation, and Material Moving Occupations	0	0.00%

**HOME VALUES**

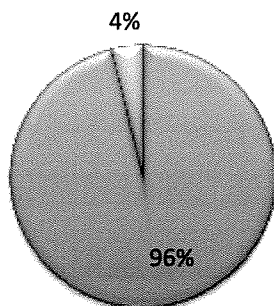
Median Value of Owner Occupied Houses	\$205,700
---------------------------------------	-----------

## CITY OF LAKE FOREST

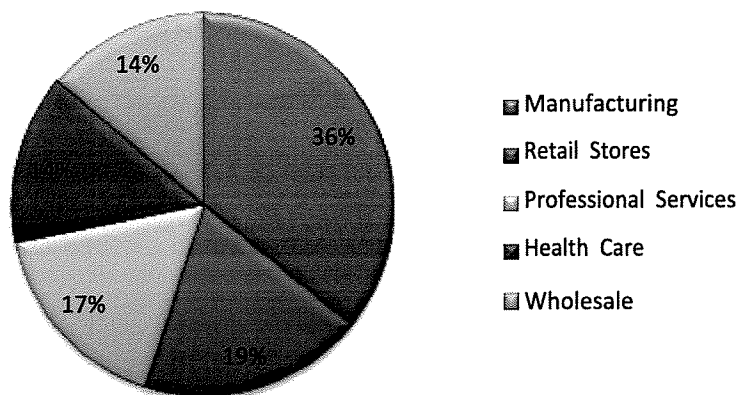
- ✓ Lake Forest has a population of 77,264 and contributes 37,200 workers to Orange County's workforce
- ✓ The number of small businesses with fewer than 500 employees in Lake Forest is 3,980

### Employment in Lake Forest

■ Employment   ■ Unemployment



### Top Industry Sectors in Lake Forest



### LARGEST COMPANIES (BASED ON NUMBER OF EMPLOYEES) IN LAKE FOREST

Company	Sales Amount	# of Employees
SPARTA Inc	Not Reported	1,000
Spectrum Brands	\$232,189,000	900
Panasonic Avionics Corp	Not Reported	650
Apria Healthcare Group Inc	Not Reported	500
Alcon Laboratories	\$95,613,000	407

### GROWING/DECLINING OCCUPATIONS IN LAKE FOREST

Occupations	Change in Jobs (2014-2019)
Construction Laborers (47-2061)	173
Personal Care Aides (39-9021)	121
Home Health Aides (31-1011)	89
Electrical and Electronic Equipment Assemblers (51-2022)	(13)
Team Assemblers (51-2092)	(25)
Farmworkers and Laborers, Crop, Nursery, and Greenhouse (45-2092)	(25)

## GROWING/DECLINING INDUSTRIES IN LAKE FOREST

Industries	Change in Jobs (2014-2019)
Oil and Gas Pipeline and Related Structures Construction (237120)	619
Temporary Help Services (561320)	247
Services for the Elderly and Persons with Disabilities (624120)	158
Analytical Laboratory Instrument Manufacturing (334516)	(138)
Office Machinery Manufacturing (333313)	(148)
Hardware Manufacturing (332510)	(160)

## ORANGE COUNTY BUSINESS COUNCIL WORKFORCE HOUSING SCORECARD, 2010–2020

The Lake Forest rank of 4<sup>th</sup> of 34 Orange County cities consists of 4 separate ranking factors that are summed up to derive an overall cumulative Scorecard ranking:

Topic	Ranking
Total Job Growth	12
Housing as a Percentage of Total OC Housing	3
Jobs-to-Housing Ratio	2
Change in Housing Density	3

## Census Block Data

### POPULATION

Population	77,264		
Population Density	4,315.92/sq mi		
Male:	38,375 (49.67%)	Females:	38,889 (50.33%)
Median Age	37.20 years old		

### INCOME

Median Household Income	\$93,127
Median Individual Worker Income	\$45,536

### ETHNICITY

White	54,341	(70.33%)
Black	1,295	(1.68%)
Hispanic	19,024	(24.62%)
Asian	10,115	(13.09%)
Native	575	(0.74%)
One Race, Other	7,267	(9.41%)
Two or More Races	3,671	(4.75%)

**EDUCATION**

## Education for the 25 Years and Over

Less Than High School	3,858	7.39%
High School Graduate	8,579	16.42%
Some College or Associate Degree	17,222	32.97%
Bachelor Degree	15,847	30.33%
Master, Doctorate, or Professional Degree	6,734	12.89%

**EMPLOYMENT**

Male, Civilian, Unemployed	1,590	6.62%
Female, Civilian, Unemployed	1,264	6.07%

## Occupations

## Males

Management, Professional, and Related Occupations	10,373	46.24%
Service Occupations	2,795	12.46%
Sales and Office Occupations	5,185	23.11%
Farming, Fishing, and Forestry Occupations	79	0.35%
Construction, Extraction, Maintenance, and Repair Occupations	1,241	5.53%
Production, Transportation, and Material Moving Occupations	2,043	9.11%

## Females

Management, Professional, and Related Occupations	9,002	46.06%
Service Occupations	3,062	15.67%
Sales and Office Occupations	6,778	34.68%
Farming, Fishing, and Forestry Occupations	13	0.07%
Construction, Extraction, Maintenance, and Repair Occupations	37	0.19%
Production, Transportation, and Material Moving Occupations	641	3.28%

**HOME VALUES**

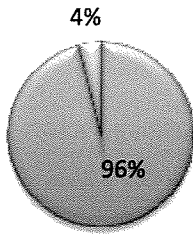
Median Value of Owner Occupied Houses	\$505,600
---------------------------------------	-----------

## CITY OF MISSION VIEJO

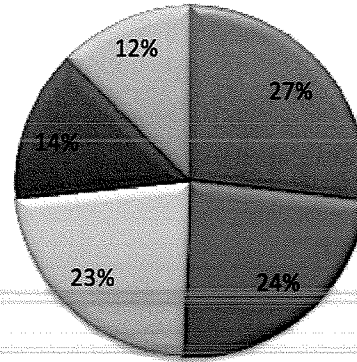
- ✓ Mission Viejo has a population of 93,305 and contributes 55,700 workers to Orange County's workforce
- ✓ The number of small businesses with fewer than 500 employees in Mission Viejo is 5,052

### Employment in Mission Viejo

■ Employment   ■ Unemployment



### Top Industry Sectors in Mission Viejo



- Health Care
- Retail Stores
- Public Admin and Education
- Professional Services
- Administrative and Support Services

### LARGEST COMPANIES (BASED ON NUMBER OF EMPLOYEES) IN MISSION VIEJO

Company	Sales Amount	# of Employees
Cendant Mobility	\$191,667,000	800
Saddleback College	Not Reported	752
Beach City Quilt Guild	Not Reported	500
Nordstrom	\$106,486,000	450
Macy's	\$63,891,000	270

### GROWING/DECLINING OCCUPATIONS IN MISSION VIEJO

Occupations	Change in Jobs (2014-2019)
Combined Food Preparation and Serving Workers, Including Fast Food (35-3021)	125
Registered Nurses (29-1141)	86
Waiters and Waitresses (35-3031)	79
Military Occupations (55-9999)	(8)
Door-to-Door Sales Workers, News and Street Vendors, and Related Workers (41-9091)	(9)
Postal Service Mail Carriers (43-5052)	(10)

## GROWING/DECLINING INDUSTRIES IN MISSION VIEJO

Industries	Change in Jobs (2014-2019)
Full-Service Restaurants (722110)	213
Other Scientific and Technical Consulting Services (541690)	196
Offices of Physicians (except Mental Health Specialists) (621111)	178
Telecommunications Resellers (517911)	(33)
Tile and Terrazzo Contractors (238340)	(36)
Family Clothing Stores (448140)	(37)

## ORANGE COUNTY BUSINESS COUNCIL WORKFORCE HOUSING SCORECARD, 2010—2020

The Mission Viejo rank of 27<sup>th</sup> of 34 Orange County cities consists of 4 separate ranking factors that are summed up to derive an overall cumulative Scorecard ranking:

Topic	Ranking
Total Job Growth	30
Housing as a Percentage of Total OC Housing	26
Jobs-to-Housing Ratio	16
Change in Housing Density	28

## Census Block Data

### POPULATION

Population	93,305		
Population Density	5,148.35/sq mi		
Male:	45,566 (48.84%)	Females:	47,739 (51.16%)
Median Age	42.20 years old		

### INCOME

Median Household Income	\$96,088
Median Individual Worker Income	\$48,443

### ETHNICITY

White	74,493	(79.84%)
Black	1,210	(1.30%)
Hispanic	15,877	(17.02%)
Asian	8,462	(9.07%)
Native	532	(0.57%)
One Race, Other	4,332	(4.64%)
Two or More Races	4,276	(4.58%)



**EDUCATION**

Education for the 25 Years and Over

Less Than High School	3,740	5.76%
High School Graduate	9,543	14.71%
Some College or Associate Degree	22,513	34.70%
Bachelor Degree	18,860	29.07%
Master, Doctorate, or Professional Degree	10,232	15.77%

**EMPLOYMENT**

Male, Civilian, Unemployed	2,655	9.68%
Female, Civilian, Unemployed	1,537	6.65%

## Occupations

## Males

Management, Professional, and Related Occupations	12,291	49.63%
Service Occupations	2,822	11.40%
Sales and Office Occupations	5,922	23.91%
Farming, Fishing, and Forestry Occupations	83	0.34%
Construction, Extraction, Maintenance, and Repair Occupations	1,102	4.45%
Production, Transportation, and Material Moving Occupations	1,671	6.75%

## Females

Management, Professional, and Related Occupations	10,355	47.99%
Service Occupations	3,153	14.61%
Sales and Office Occupations	7,304	33.85%
Farming, Fishing, and Forestry Occupations	78	0.36%
Construction, Extraction, Maintenance, and Repair Occupations	22	0.10%
Production, Transportation, and Material Moving Occupations	633	2.93%

**HOME VALUES**

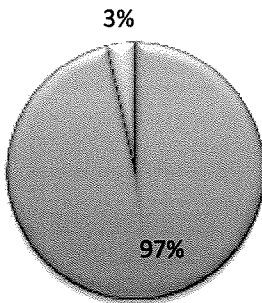
Median Value of Owner Occupied Houses	\$558,000
---------------------------------------	-----------

## CITY OF RANCHO SANTA MARGARITA

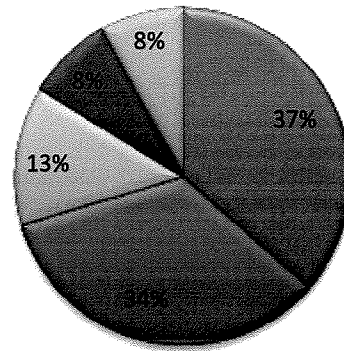
- ✓ Rancho Santa Margarita has a population of 47,853 and contributes 29,500 workers to Orange County's workforce
- ✓ The number of small businesses with fewer than 500 employees in Rancho Santa Margarita is 1,435

### Employment in Rancho Santa Margarita

■ Employment   ■ Unemployment



### Top Industry Sectors in Rancho Santa Margarita



- Manufacturing
- Transportation
- Construction
- Administrative and Support Services
- Real Estate

### LARGEST COMPANIES (BASED ON NUMBER OF EMPLOYEES) IN RANCHO SANTA MARGARITA

Company	Sales Amount	# of Employees
Applied Medical Resources Corp	Not Reported	650
Cox Communications Retail Str	\$136,199,000	600
Control Components Inc	Not Reported	350
Santa Margarita Catholic High	Not Reported	200
PADI Americas	Not Reported	200

### GROWING/DECLINING OCCUPATIONS IN RANCHO SANTA MARGARITA

Occupations	Change in Jobs (2014-2019)
Combined Food Preparation and Serving Workers, Including Fast Food (35-3021)	48
Team Assemblers (51-2092)	46
Dental Laboratory Technicians (51-9081)	40
Telecommunications Equipment Installers and Repairers, Except Line Installers (49-2022)	(8)
Barbers (39-5011)	(9)
Advertising Sales Agents (41-3011)	(17)

## GROWING/DECLINING INDUSTRIES IN RANCHO SANTA MARGARITA

Industries	Change in Jobs (2014-2019)
Surgical and Medical Instrument Manufacturing (339112)	677
Full-Service Restaurants (722511)	105
Other Scientific and Technical Consulting Services (541690)	87
Semiconductor and Related Device Manufacturing (334413)	(60)
Hardware Manufacturing (332510)	(88)
Advertising Agencies (541810)	(118)

## ORANGE COUNTY BUSINESS COUNCIL WORKFORCE HOUSING SCORECARD, 2010–2020

The Rancho Santa Margarita rank of 32<sup>nd</sup> of 34 Orange County cities consists of 4 separate ranking factors that are summed up to derive an overall cumulative Scorecard ranking:

Topic	Ranking
Total Job Growth	25
Housing as a Percentage of Total OC Housing	30
Jobs-to-Housing Ratio	29
Change in Housing Density	33

## Census Block Data

### POPULATION

Population	47,853		
Population Density	3,683.07/sq mi		
Male:	23,383 (48.86%)	Females:	24,470 (51.14%)
Median Age	37.20 years old		

### INCOME

Median Household Income	\$102,975
Median Individual Worker Income	\$50,004

### ETHNICITY

White	37,421	(78.20%)
Black	887	(1.85%)
Hispanic	8,902	(18.60%)
Asian	4,350	(9.09%)
Native	284	(0.59%)
One Race, Other	2,674	(5.59%)
Two or More Races	2,237	(4.67%)

**EDUCATION**

Education for the 25 Years and Over		
Less Than High School	1,459	4.90%
High School Graduate	4,128	13.87%
Some College or Associate Degree	10,230	34.38%
Bachelor Degree	9,409	31.62%
Master, Doctorate, or Professional Degree	4,531	15.23%

**EMPLOYMENT**

Male, Civilian, Unemployed	752	4.98%
Female, Civilian, Unemployed	874	7.30%

## Occupations

## Males

Management, Professional, and Related Occupations	7,200	50.20%
Service Occupations	1,327	9.25%
Sales and Office Occupations	3,633	25.33%
Farming, Fishing, and Forestry Occupations	30	0.21%
Construction, Extraction, Maintenance, and Repair Occupations	685	4.78%
Production, Transportation, and Material Moving Occupations	1,063	7.41%

## Females

Management, Professional, and Related Occupations	4,993	44.97%
Service Occupations	1,722	15.51%
Sales and Office Occupations	4,013	36.14%
Farming, Fishing, and Forestry Occupations	31	0.28%
Construction, Extraction, Maintenance, and Repair Occupations	34	0.31%
Production, Transportation, and Material Moving Occupations	295	2.66%

**HOME VALUES**

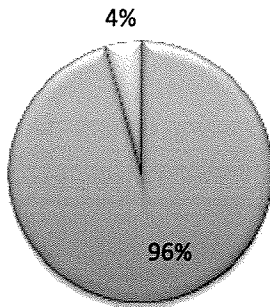
Median Value of Owner Occupied Houses	\$530,800
---------------------------------------	-----------

## CITY OF SAN CLEMENTE

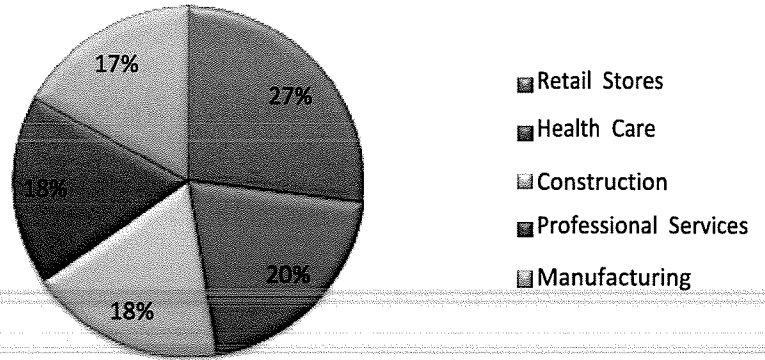
- ✓ San Clemente has a population of 65,040 and contributes 29,600 workers to Orange County's workforce
- ✓ The number of small businesses with fewer than 500 employees in San Clemente is 3,918

### Employment in San Clemente

■ Employment   ■ Unemployment



### Top Industry Sectors in San Clemente



### LARGEST COMPANIES (BASED ON NUMBER OF EMPLOYEES) IN SAN CLEMENTE

Company	Sales Amount	# of Employees
Cross Section Ventures	\$65,275,000	300
San Juan Capistrano Fiesta Assoc	Not Reported	265
Saddleback Memorial Medical	\$36,575,000	200
Quest Diagnostics	\$47,233,000	200
Fisherman's Restaurants	\$11,553,000	195

### GROWING/DECLINING OCCUPATIONS IN SAN CLEMENTE

Occupations	Change in Jobs (2014-2019)
Combined Food Preparation and Serving Workers, Including Fast Food (35-3021)	73
Waiters and Waitresses (35-3031)	68
Cooks, Restaurant (35-2014)	43
Glaziers (47-2121)	(33)
Construction Laborers (47-2061)	(44)
Carpenters (47-2031)	(73)

## GROWING/DECLINING INDUSTRIES IN SAN CLEMENTE

Industries	Change in Jobs (2014-2019)
Full-Service Restaurants (722511)	179
Other Scientific and Technical Consulting Services (541690)	93
Limited-Service Restaurants (722513)	76
Photofinishing Laboratories (except One-Hour) (812921)	(56)
Nuclear Electric Power Generation (221113)	(184)
Framing Contractors (238130)	(349)

## ORANGE COUNTY BUSINESS COUNCIL WORKFORCE HOUSING SCORECARD, 2010—2020

The San Clemente rank of 8<sup>th</sup> of 34 Orange County cities consists of 4 separate ranking factors that are summed up to derive an overall cumulative Scorecard ranking:

Topic	Ranking
Total Job Growth	6
Housing as a Percentage of Total OC Housing	9
Jobs-to-Housing Ratio	15
Change in Housing Density	16

## Census Block Data

### POPULATION

Population	63,522		
Population Density	3,262.87/sq mi		
Male:	31,911 (50.24%)	Females:	31,611 (49.76%)
Median Age	40.20 years old		

### INCOME

Median Household Income	\$87,184
Median Individual Worker Income	\$44,354

### ETHNICITY

White	54,605	(85.96%)
Black	411	(0.65%)
Hispanic	10,702	(16.85%)
Asian	2,333	(3.67%)
Native	453	(0.71%)
One Race, Other	3,433	(5.40%)
Two or More Races	2,287	(3.60%)

**EDUCATION**

Education for the 25 Years and Over

Less Than High School	2,038	4.77%
High School Graduate	5,742	13.43%
Some College or Associate Degree	14,879	34.79%
Bachelor Degree	13,202	30.87%
Master, Doctorate, or Professional Degree	6,904	16.14%

**EMPLOYMENT**

Male, Civilian, Unemployed	1,187	6.96%
Female, Civilian, Unemployed	1,078	7.39%

## Occupations

## Males

Management, Professional, and Related Occupations	7,835	49.35%
Service Occupations	2,166	13.64%
Sales and Office Occupations	3,367	21.21%
Farming, Fishing, and Forestry Occupations	17	0.11%
Construction, Extraction, Maintenance, and Repair Occupations	1,066	6.71%
Production, Transportation, and Material Moving Occupations	1,127	7.10%

## Females

Management, Professional, and Related Occupations	5,641	41.78%
Service Occupations	2,326	17.23%
Sales and Office Occupations	5,084	37.66%
Farming, Fishing, and Forestry Occupations	55	0.41%
Construction, Extraction, Maintenance, and Repair Occupations	70	0.52%
Production, Transportation, and Material Moving Occupations	308	2.28%

**HOME VALUES**

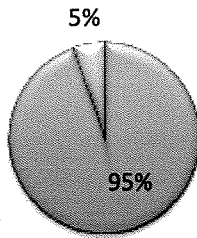
Median Value of Owner Occupied Houses	\$735,600
---------------------------------------	-----------

## CITY OF SAN JUAN CAPISTRANO

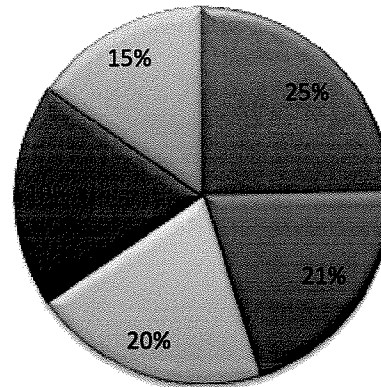
- ✓ San Juan Capistrano has a population of 345,93 and contributes 17,800 workers to Orange County's workforce
- ✓ The number of small businesses with fewer than 500 employees in San Juan Capistrano is 2,477

### Employment in San Juan Capistrano

■ Employment   ■ Unemployment



### Top Industry Sectors in San Juan Capistrano



- Public Admin and Education
- Manufacturing
- Retail Stores
- Administrative and Support Services
- Professional Services

### LARGEST COMPANIES (BASED ON NUMBER OF EMPLOYEES) IN SAN JUAN CAPISTRANO

Company	Sales Amount	# of Employees
Silverado At Home	\$48,444,000	500
Cox Cable	\$199,766,000	300
Residence Inn-Dana Point	\$23,252,000	208
Endevco	\$38,290,000	201
Costco	\$47,327,000	200

### GROWING/DECLINING OCCUPATIONS IN SAN JUAN CAPISTRANO

Occupations	Change in Jobs (2014-2019)
Retail Salespersons (41-2031)	65
Cashiers (41-2011)	62
Combined Food Preparation and Serving Workers, Including Fast Food (35-3021)	55
Farmworkers, Farm, Ranch, and Aquacultural Animals (45-2093)	(24)
Farmers, Ranchers, and Other Agricultural Managers (11-9013)	(32)
Farmworkers and Laborers, Crop, Nursery, and Greenhouse (45-2092)	(125)



## GROWING/DECLINING INDUSTRIES IN SAN JUAN CAPISTRANO

Industries	Change in Jobs (2014-2019)
Warehouse Clubs and Supercenters (452910)	241
Medical Laboratories (621511)	226
Employment Placement Agencies (561311)	203
Mortgage and Nonmortgage Loan Brokers (522310)	(33)
Plumbing Fixture Fitting and Trim Manufacturing (332913)	(120)
Crop Production (111000)	(254)

## ORANGE COUNTY BUSINESS COUNCIL WORKFORCE HOUSING SCORECARD, 2010—2020

The San Juan Capistrano rank of 11<sup>th</sup> of 34 Orange County cities consists of 4 separate ranking factors that are summed up to derive an overall cumulative Scorecard ranking:

Topic	Ranking
Total Job Growth	16
Housing as a Percentage of Total OC Housing	10
Jobs-to-Housing Ratio	13
Change in Housing Density	11

## Census Block Data

### POPULATION

Population	34,593		
Population Density	2,419.91 /sq mi		
Male:	17,151 (49.58%)	Females:	17,442 (50.42%)
Median Age	40.20 years old		

### INCOME

Median Household Income	\$75,356
Median Individual Worker Income	\$32,291

### ETHNICITY

White	26,664	(77.08%)
Black	193	(0.56%)
Hispanic	13,388	(38.70%)
Asian	975	(2.82%)
Native	319	(0.92%)
One Race, Other	5,234	(15.13%)
Two or More Races	1,208	(3.49%)

**EDUCATION**

Education for the 25 Years and Over		
Less Than High School	3,850	16.73%
High School Graduate	4,311	18.73%
Some College or Associate Degree	7,083	30.78%
Bachelor Degree	4,948	21.50%
Master, Doctorate, or Professional Degree	2,822	12.26%

**EMPLOYMENT**

Male, Civilian, Unemployed	778	8.06%
Female, Civilian, Unemployed	698	9.50%

## Occupations

## Males

Management, Professional, and Related Occupations	3,395	38.27%
Service Occupations	2,108	23.76%
Sales and Office Occupations	1,564	17.63%
Farming, Fishing, and Forestry Occupations	123	1.39%
Construction, Extraction, Maintenance, and Repair Occupations	980	11.05%
Production, Transportation, and Material Moving Occupations	524	5.91%

## Females

Management, Professional, and Related Occupations	2,343	35.22%
Service Occupations	1,775	26.68%
Sales and Office Occupations	2,100	31.57%
Farming, Fishing, and Forestry Occupations	0	0.00%
Construction, Extraction, Maintenance, and Repair Occupations	0	0.00%
Production, Transportation, and Material Moving Occupations	178	2.48%

**HOME VALUES**

Median Value of Owner Occupied Houses	\$560,400
---------------------------------------	-----------

## Foothill Ranch Planned Community Census Block Data

### POPULATION

Population	4,795 (2010)		
Population Density	279.03/sq mi		
Male	2,315 (48.28%)	Females	2,480 (51.72%)
Median Age	32.20 years old		

### INCOME

Median Household Income	\$85,679
Median Individual Worker Income	\$55,500

### ETHNICITY

White	2,603,	77.89%
Black	96,	2.00%
Hispanic	594,	12.39%
Asian	1,656,	34.54%
Native	27,	0.56%
One Race, Other	179,	3.73%
Two or More Races	234,	4.88%

### EDUCATION

Education for the 25 Years and Over data not available

### EMPLOYMENT

Male, Civilian, Unemployed	46	1.40%
Female, Civilian, Unemployed	48	1.75%

#### Occupations

##### Males

Management, Professional, and Related Occupations	724	55.48%
Service Occupations	45	3.45%
Sales and Office Occupations	415	31.80%
Farming, Fishing, and Forestry Occupations	0	0.00%
Construction, Extraction, Maintenance, and Repair Occupations	19	1.46%
Production, Transportation, and Material Moving Occupations	47	3.60%

##### Females

Management, Professional, and Related Occupations	635	59.18%
Service Occupations	39	3.63%
Sales and Office Occupations	389	36.25%
Farming, Fishing, and Forestry Occupations	0	0.00%
Construction, Extraction, Maintenance, and Repair Occupations	0	0.00%
Production, Transportation, and Material Moving Occupations	10	0.93%

### HOME VALUES

Median Value of Owner Occupied Houses

\$433,100

## Ladera Ranch Planned Community Census Block Data

### POPULATION

Population	22,980 (2010)		
Population Density	4,685.18/sq mi		
Male:	11,272 (49.05%)	Females:	11,708 (50.95%)
Median Age	32.40 years old		

### INCOME

Median Household Income	\$131,893
Median Individual Worker Income	\$77,428

### ETHNICITY

White	17,899,	77.89%
Black	335,	1.46%
Hispanic	2,952,	12.85%
Asian	2,774,	12.07%
Native	81,	0.35%
One Race, Other	624,	2.72%
Two or More Races	1,267,	5.51%

### EDUCATION

Education for the 25 Years and Over		
Less Than High School	168,	1.25%
High School Graduate	1,135,	8.48%
Some College or Associate Degree	3,479,	25.98%
Bachelor Degree	5,446,	40.67%
Master, Doctorate, or Professional Degree	3,162,	23.61%

### EMPLOYMENT

Male, Civilian, Unemployed	249,	4.03%
Female, Civilian, Unemployed	322,	6.60%

#### Occupations

##### Males

Management, Professional, and Related Occupations	3,435	57.96%
Service Occupations	481	8.12%
Sales and Office Occupations	1,783	30.08%
Farming, Fishing, and Forestry Occupations	0	0.00%
Construction, Extraction, Maintenance, and Repair Occupations	46	0.78%
Production, Transportation, and Material Moving Occupations	131	2.21%

Females		
Management, Professional, and Related Occupations	2,736	60.01%
Service Occupations	562	12.33%
Sales and Office Occupations	1,234	27.07%
Farming, Fishing, and Forestry Occupations	0	0.00%
Construction, Extraction, Maintenance, and Repair Occupations	0	0.00%
Production, Transportation, and Material Moving Occupations	27	0.59%

**HOME VALUES**

Median Value of Owner Occupied Houses	\$624,300
---------------------------------------	-----------

## **Appendix A – Data Sources for this Report**

**Chapman University, The 37<sup>th</sup> Annual Economic Forecast**

**Coastline Regional Occupation Program, Labor Market Study**

**CSU Fullerton, 2014 Progress Report**

**Economic Modeling Specialists International**

**Employment Development Department, State of California**

**Inside Prospects, Inc.**

**Orange County Business Council**

**Orange County Register**

**Orange County Workforce Investment Board**

## Appendix B – Cities Reported by Zip Code

Code	Description
92607	Laguna Niguel, CA (in Orange county)
92609	El Toro, CA (in Orange county)
92610	Foothill Ranch, CA (in Orange county)
92624	Capistrano Beach, CA (in Orange county)
92629	Dana Point, CA (in Orange county)
92630	Lake Forest, CA (in Orange county)
92637	Laguna Woods, CA (in Orange county)
92651	Laguna Beach, CA (in Orange county)
92653	Laguna Hills, CA (in Orange county)
92654	Laguna Hills, CA (in Orange county)
92656	Aliso Viejo, CA (in Orange county)
92672	San Clemente, CA (in Orange county)
92673	San Clemente, CA (in Orange county)
92674	San Clemente, CA (in Orange county)
92675	San Juan Capistrano, CA (in Orange county)
92677	Laguna Niguel, CA (in Orange county)
92678	Trabuco Canyon, CA (in Orange county)
92679	Trabuco Canyon, CA (in Orange county)
92688	Rancho Santa Margarita, CA (in Orange county)
92690	Mission Viejo, CA (in Orange county)
92691	Mission Viejo, CA (in Orange county)
92692	Mission Viejo, CA (in Orange county)
92693	San Juan Capistrano, CA (in Orange county)
92694	Ladera Ranch, CA (in Orange county)
92698	Aliso Viejo, CA (in Orange county)



## Appendix C – Saddleback College Background

Saddleback College has been the first choice for higher education and training in South Orange County since 1968. Our more than 500,000 alumni can attest to the quality of our academic and career training programs that enable students to successfully achieve their educational, professional, and personal goals. Our rich academic traditions and strong reputation make Saddleback College an ideal place for students seeking associate degrees and certificates, transferring to four-year colleges and universities, preparing for the workforce, or pursuing lifelong learning opportunities.

Saddleback College is fully accredited, offering over 300 associate degrees, certificates, and occupational skills awards in 190 program areas taught by a faculty renowned for its expertise, experience, and commitment to student success. Study abroad, cooperative work experience, online learning, and honors are just some of the additional programs we offer for a well-rounded educational experience.

### **Economic and Workforce Development**

Saddleback College has developed the first community college comprehensive economic and workforce development plan in the State. The strategic plan addresses the goals and action steps the college will implement in order to lead the economic and workforce development needs of the region. Partnering with its regional partners, the college works with the state, county, cities, and businesses to provide economic opportunities and a skilled workforce; encouraging growth throughout the region.

### **Transfer Success**

Of the 112 California Community Colleges, Saddleback College ranks 8th in transfers to the University of California and 17th in transfers to the California State University. Of the nine community colleges in Orange County, Saddleback College ranks first in transfers to UC Santa Barbara, UC Santa Cruz, San Diego State University, Cal Poly San Luis Obispo, USC, and ASU and ranks second to UC Berkeley, UCLA, and UC San Diego.

### **Career Technical Education**

Saddleback College offers Career Technical Education (CTE) programs that provide students with entry-level and advanced knowledge and skills critical for success in the work place. We offer a wide variety of CTE programs, certificates, and courses that may be all you need to get started down a rewarding career path.

### **Campus Life**

Saddleback College offers a vibrant student life, with an active student government, more than 50 campus clubs, champion athletic teams, eclectic arts scene, and diverse cultural events.

### **Support Services**

Prospective students, current students, and graduates enjoy excellent support services at Saddleback College. A full range of counseling, career planning and job placement services, and assistance for students with learning and physical disabilities are available daily. On-campus childcare, fully-staffed health center, financial aid, and services for re-entry men and women are available. We are especially proud of the support services provided to veterans. Our Veterans Education and Transition Services (VETS) center has resources and counselors to support students and their families transitioning from the military to college and civilian life.

### **Athletics**

Saddleback College has hundreds of student athletes who compete on nine men's and 11 women's teams. The Gauchos are truly outstanding, having won three national championships, 24 state championships, 44 regional titles, and 155 conference titles. Our student athletes not only succeed on the field, they excel in the classroom as well. For the fall 2009 semester, nearly half of all student athletes made the Athletic Honor Roll—completing 2-or-more units with a 3.00 or higher grade point average and 83% of the sophomore athletes transfer to a four-year college or university.


### **Arts**

For those interested in the arts, Saddleback College offers one of the most comprehensive and progressive programs in the nation including art, cinema-television-radio, music, photography, speech, and theatre. We boast state-of-the-art facilities and equipment and feature an on-campus television station (Channel 39), award winning radio station (KSBR 88.5 FM), and internet radio station (OCRockRadio.com) where students gain hands-on experience. Our 400-seat McKinney Theatre provides the largest performance space in the area, featuring recently upgraded state-of-the-industry lighting and sound technology.

### **Foundation and Alumni**

The Saddleback College Foundation is a 501(c)(3) organization that enhances the quality of higher education by gaining financial support for academic, athletic, and cultural programs of Saddleback College. Guided by a group of dedicated community leaders, the foundation initiates and coordinates college and community fund-raising in support of the college and students. Saddleback College also values its more than 500,000 alumni who are important resources for the college and students. By joining the Saddleback College Alumni Association, students are not only forming lifelong bonds with their alma mater, they are connecting with thousands of fellow graduates who can help provide professional and social networking opportunities.

So whether you are seeking associate degrees and certificates, transferring to four-year colleges and universities, preparing for the workforce, or pursuing lifelong learning opportunities, we are happy you have made Saddleback College your first choice in higher education and we look forward to seeing you on campus!



SOUTH ORANGE COUNTY COMMUNITY COLLEGE DISTRICT BOARD OF TRUSTEES

Dr. William O. Jay, Timothy Jemal, David B. Lang, Marcia Milchiker, Nancy M. Padberg, T.J. Prendergast, III, Dr. James R. Wright  
Gary L. Poertner, *Chancellor*

SADDLEBACK COLLEGE: Dr. Tod A. Burnett, *President*

---

Andrew Barnsdale  
California Public Utilities Commission  
Energy Division Infrastructure Permitting/CEQA  
505 Van Ness Avenue  
San Francisco, CA 94102  
Email: [bca@cpuc.ca.gov](mailto:bca@cpuc.ca.gov) and [Andrew.Barnsdale@cpuc.ca.gov](mailto:Andrew.Barnsdale@cpuc.ca.gov)  
Electronic Transmittal of two (2) pages

May 1, 2015

Subject: San Diego Gas & Electric's ("SDGE's") proposed "South Orange County Reliability Enhancement Project" ("SOCREP") [A.12-05-020].

Reference: Comments on the SOCREP Alternatives Screening Report submitted by Forest Residents Opposing New Transmission Lines ("FRONTLINES") on December 2, 2014

Dear Mr. Barnsdale;

When I reviewed the Draft Environmental Impact Report ("EIR") that the California Public Utilities Commission ("Commission") prepared pursuant to the SOCREP proposed by SDGE, I was initially disappointed to note that the SOCREP project comments and alternatives that were submitted by FRONTLINES were not included or addressed. I submitted these comments and recommended alternatives on behalf of FRONTLINES on December 2, 2014 in response to a verbal request for such comments made by Energy Division staff at the November 19, 2014 Prehearing Conference. However, I realize now that, because FRONTLINES comments were submitted directly to Energy Division staff rather than the SOCREP EIR Team, they may have inadvertently been overlooked in the Draft EIR preparation process.

On the chance that this is the case, I have decided to resubmit the comments to you and specifically ask that you forward them to the SOCREP EIR team. I make this request because I believe that the Trabuco substation interconnect (and even the Pico Substation interconnect) that FRONTLINES proposed (along with appropriate replacement of inadequate equipment at the Capistrano substation) will provide the same benefits as the proposed SOCREP while simultaneously eliminating virtually all transmission line impacts. The alternatives recommended by FRONTLINES interconnect with the 230 kV lines owned by Southern California Edison ("SCE") and are therefore electrically similar to alternatives C1, C2, and D considered in the Draft EIR, however they are far less impactful because they require no new substations and very little transmission line construction.

Given that FRONTLINES' recommended alternatives appear significantly less impactful than Alternative D (which was selected in the Draft EIR as the "Environmentally Superior" alternative pursuant to CEQA Guidelines 15126.6), I respectfully request that you confirm that the Commission's CEQA team did in fact receive FRONTLINES comments submitted to

the Energy Division in December, 2014, and that they are considered in the Commission's SOCREP CEQA process. To facilitate this request, I have attached a copy of these comments to the electronic submittal of this letter.

Please do not hesitate to contact me if you have any questions or concerns with this request. My email address is [AirSpecial@aol.com](mailto:AirSpecial@aol.com), and my cell phone number is (949) 278-8460.

Thank you in advance for your time and attention to this matter.

Sincerely,

/S/ Jacqueline Ayer

Jacqueline Ayer  
On behalf of FRONTLINES

Andrew Barnsdale  
Senior Analyst  
California Public Utilities Commission  
Energy Division Infrastructure Permitting/CEQA  
505 Van Ness Avenue  
San Francisco, CA 94102  
Email: [bca@cpuc.ca.gov](mailto:bca@cpuc.ca.gov) and [Andrew.Barnsdale@cpuc.ca.gov](mailto:Andrew.Barnsdale@cpuc.ca.gov)  
Electronic Transmittal of 11 (eleven) pages

December 2, 2014

Subject: San Diego Gas & Electric's ("SDGE's") proposed "South Orange County Reliability Enhancement Project" ("SOCREP") [A.12-05-020].

Reference: CEQA Alternatives Screening Report issued November, 2014

Dear Mr. Barnsdale;

Please accept these comments submitted by Forest Residents Opposing New Transmission lines ("FRONTLINES") on the "CEQA Alternatives Screening Report" ("Screening Report") prepared by the California Public Utilities Commission ("Commission") pursuant to SDG&E's proposed "South Orange County Reliability Enhancement Project" ("SOCREP").

### **SOCREP PROJECT OBJECTIVES**

The SOCREP objectives established in the Screening Report are:

1. Reduce the risk of instances that could result in the loss of power to customers served by the South Orange County 138-kV system through the 10-year planning horizon;
2. Replace inadequate equipment at Capistrano Substation; and
3. Redistribute power flow of the applicant's South Orange County 138-kV system such that operational flexibility is increased.

Project Objective 1 is intended to reduce the risk of power loss to SDGE customers in South Orange County resulting from various mode failures such as the loss of a transmission line, transformer, power generation facility, or combination of multiple generation or transmission facilities. For the alternatives recommended herein, FRONTLINES assumes that the "worst-case" failure modes which were postulated by SDGE and summarized in the Screening Report constitute the threshold for determining whether an alternative meets Objective 1. These "worst case" mode failures are:

*Scenario A:* Outage of the Pico–Capistrano 138-kV Line (TL13816) and the Pico–Trabuco 138-kV Line (TL13833). This scenario essentially eliminates all “north” headed lines out of the Pico substation.

*Scenario B:* Outage of the Pico–Talega 138-kV Line (TL13836) and Pico–Talega–San Mateo 138-kV Line (TL13846). This scenario essentially eliminates all “south” headed lines out of the Pico substation

Project Objective 2 is intended to address “the replacement of substation equipment that can be proven to be inadequate to support the proposed project or one of the project alternatives” as stated in the Screening Report [Page 1-22]. The general vagueness of this objective is attributed to SDGE’s failure to provide the Commission with specific details regarding what equipment must be replaced at the Capistrano substation. It appears that Objective 2 engenders whatever Capistrano substation upgrades are needed to accommodate the particular alternative under consideration. FRONTLINES assumes that this objective will be met by any proposed alternative by simply tailoring the Capistrano substation upgrades as needed to accommodate the alternative.

Project Objective 3 is essentially intended to provide more substations in SDGE’s South Orange County system that are connected to 230 kV power and capable of stepping down 230 kV power to 138 kV power. The Screening Report clarifies that Project Objective 3 addresses the loss of power flow resulting from a potential 230 kV substation loss, and it provides the example that power flow to all of SDGE customers on the current South Orange County System would be interrupted if the Talega substation were lost. For the purposes of this submittal, FRONTLINES assumes that an alternative will be deemed to have met Project Objective 3 if it is capable of delivering power to SDGE’s entire South Orange County 138 kV system in the event of a 230-kV substation loss.

On a side note, FRONTLINES disagrees with the Screening Report conclusion that SDGE’s proposed SOCREP apparently meets Project Objective 3. The Screening Report states:

“With the installation of 230/138-kV transformers at Capistrano Substation (i.e., with construction of the proposed San Juan Capistrano Substation) and connection of a new double-circuit 230-kV transmission line, both Capistrano substation and Talega substation would be capable of providing power to the entire South Orange County 138-kV system during maintenance or emergency events or to relieve other operational issues with one of the substations” [See page 1-23]

This statement is not true. As shown in Figure 2 of the Screening Report, SDGE’s proposed SOCREP fails to deliver power to the San Mateo substation if the Talega substation is lost. Similarly, SOCREP fails to deliver power to the Laguna Niguel substation if the Capistrano substation is lost. Clearly, SOCREP will not provide power “to the entire South Orange County 138-kV system” if either of the Capistrano or Talega substations are lost, thus it seems to FRONTLINES that SDGE’s proposed SOCREP fails to meet Project Objective 3.

## RECOMMENDED ALTERNATIVES

FRONTLINES recommends that the Commission consider 3 additional project alternatives which were not addressed in the Screening Report. These alternatives fully meet the risk reduction, flexibility, and upgrade goals established by Project Objectives 1, 2, and 3. These alternatives also provide a level of reliability enhancement *greater* than that offered by SDGE's proposed SOCREP, because they do not create any circumstance in which the loss of one SDGE 230 kV substation leaves another substation without power. These alternatives also avoid significant and unnecessary environmental impacts to residential neighborhoods in unincorporated Orange County and the cities of San Clemente and San Juan Capistrano.

### Alternative 1

This alternative involves the construction of a 230 KV bank at the Trabuco substation, and it loops in SCE's existing 230 kV SONGS-Santiago lines which are located nearby (and form part of CAISO Path 43). This alternative is depicted in Figure 1. The two SCE 230 kV lines relied upon for this alternative are located approximately ½ mile from the Trabuco substation, as depicted in Figure 2 (A hardcopy of this figure was provided by FRONTLINES to the Commission's Energy Division on November 19, 2014). The area between these lines and the Trabuco substation is bounded by the 5 Freeway to the east, a drainage course to the north, and industrial uses to the west. The Trabuco substation is approximately 3.5 acres in area. A ½ mile long overhead 230 kV transmission line running behind the industrial buildings adjacent to the freeway connected to a new 230 kV bank at the Trabuco substation is all that this alternative would require. It provides the "new power source" line that SDGE claims is needed in the area, and it avoids all the environmental impacts from, and the half-billion dollar cost of, constructing the SDGE's proposed SOCREP. And, unlike SDGE's proposed project, this alternative ensures power delivery throughout south Orange County even if SDGE loses one of its 230 kV substations.

Alternative 1 is configured to 1) Provide a new 230 kV power source into the Trabuco substation, which allows power delivery to all substations under both of the "worst case" scenarios postulated by SDGE; and 2) Preserve power flow throughout SDGE's entire South Orange County system even if the Talega substation or the Trabuco substation is lost. Therefore, Alternative 1 fully addresses SDGE's operational flexibility and reliability concerns, and it meets all the project objectives identified in the Screening Report that the Commission has established for SOCREP.

### Alternative 2

This alternative routes SDGE's proposed double circuit 230 kV line from the Talega substation into the Pico substation rather than the Capistrano substation. This avoids the extensive and unnecessary construction of 230 kV double circuit infrastructure to the Capistrano substation. This alternative is depicted in Figure 3, and it involves the construction of a new 230 kV bank at the Pico substation, and constructing approximately 1 mile of new double circuit 230 kV line within the right of way now occupied by the Pico-Talega section of TL 13846. As shown in Figure 4, the Pico substation is bounded on the

south by land that is zoned as open space (and held by SDGE as right-of-way) and on the north, east and west by industrial uses. The Pico substation is currently configured with four 238 kV connections and is approximately 1.75 acres in size. The open space land south of the Pico substation (held by SDGE as 138 kV right of way) can be used to construct a new 230 kV bank. Adjacent to this SDGE right of way area are four 230 kV transmission lines that are owned by SCE (SONGS-Santiago #1, SONGS-Santiago #2, SONGS-Serrano, and SONGS-Viejo) and which comprise CAISO's Path 43. Alternative 2 provides the Pico substation with five 138 kV connections (to Talega, Laguna Niguel, San Mateo, Capistrano and Trabuco) and two 230 kV connections (to Talega and a 3-terminal connection to the Talega-Escondido line). Alternative 2 could also be configured with a 3-terminal connection to the Laguna Niguel – Pico line (as shown in Figure 5). Unlike SDGE's proposed project, this configuration ensures power delivery throughout South Orange County even with the loss of one of SDGE's 230 kV substations.

Alternative 2 provides power delivery even under the Scenario 1 “worst case” failure mode conditions postulated by SDGE. Recognizing that Alternative 2 replaces TL 13846 (identified in SDGE's Scenario 2) with a double circuit 230 kV line, it is necessary to “modify” Scenario 2 to consider the loss of all 230 kV power into the Pico substation as well as the loss of 138 power into the Pico substation from the Talega substation on TL 13836. Under this “modified” Scenario, Alternative 2 still provides power delivery to all South Orange County substations via Talega's connection to the Rancho Mission Viejo and San Mateo/Laguna Niguel substations.

Alternative 2 is configured to 1) Provide a new 230 kV power source into the Pico substation, which allows power delivery to all substations under both of the “worst case” scenarios postulated by SDGE; and 2) Preserve power flow throughout SDGE's entire South Orange County system even if the Talega substation or the Pico substation is lost. Therefore, Alternative 1 fully addresses SDGE's operational flexibility and reliability concerns, and it meets all the project objectives identified in the Screening Report that the Commission has established for SOCREP.

### Alternative 3

This alternative loops in one or more of SCE's 230 kV lines to the Pico substation. Four SCE 230 kV lines which comprise CAISO's Path 43 lie immediately adjacent to the Pico substation. This alternative (depicted in Figure 6) would involve a new 230 kV bank at the Pico substation (which could be constructed in SDGE's right of way south of the Pico substation) and approximately 300 feet of new 230 kV line from SCE's lines to the new Pico 230 kV bank. Unlike SDGE's proposed project, this configuration ensures power delivery throughout South Orange County even with the loss of one of SDGE's 230 kV substations.

Alternative 3 is configured to 1) Provide a new 230 kV power source into the Pico substation, which allows power delivery to all substations under both of the “worst case” scenarios postulated by SDGE; and 2) Preserve power flow throughout SDGE's entire South Orange County system even if the Talega substation or the Pico substation is lost. Therefore, Alternative 3 fully addresses SDGE's operational flexibility and reliability



concerns, and it meets all the project objectives identified in the Screening Report that the Commission has established for SOCREP.

**CONCLUSION**

FRONTLINES understands that the Commission has solicited comments on the Screening Report, and wishes to receive such comments as quickly as possible. In the interest of time, FRONTLINES has provided only a brief summary of recommended alternatives in this submittal. However, FRONTLINES has visited all of the substation facilities described in this submittal, and can provide the Commission with additional information (such as photographs and other data) if requested. In addition, FRONTLINES will continue to review the Screening Report, and will submit supplemental comments and alternative scenarios as they are prepared.

Respectfully submitted on behalf of FRONTLINES;

/S/ Jacqueline Ayer

Jacqueline Ayer  
AQS - Director of Engineering Operations  
[AirSpecial@aol.com](mailto:AirSpecial@aol.com)  
2010 West Avenue k, #701  
Lancaster, CA 93536  
(949) 278-8460

FIGURE 1: ALTERNATIVE 1 CONFIGURATION FOR CONNECTING SCE'S 230 KV LINES TO SDGE'S TRABUCO SUBSTATION.

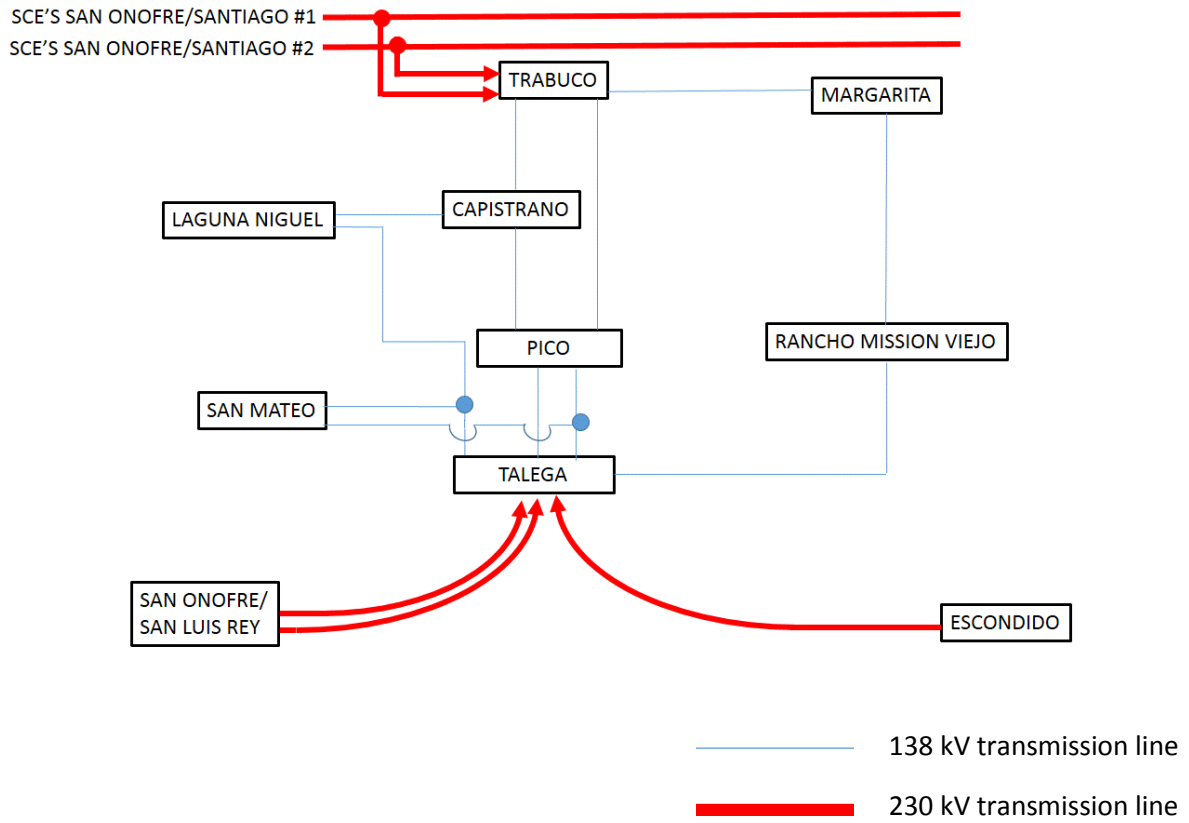


FIGURE 2: AERIAL PHOTOGRAPH OF THE AREA BETWEEN SDGE'S TRABUCO SUBSTATION AND SCE'S DOUBLE CIRCUIT 230 KV LINES.



FIGURE 3: ALTERNATIVE 2 CONFIGURATION FOR CONNECTING 230 KV LINES TO SDGE'S PICO SUBSTATION WITH FIVE 138 KV CONNECTIONS TO PICO.

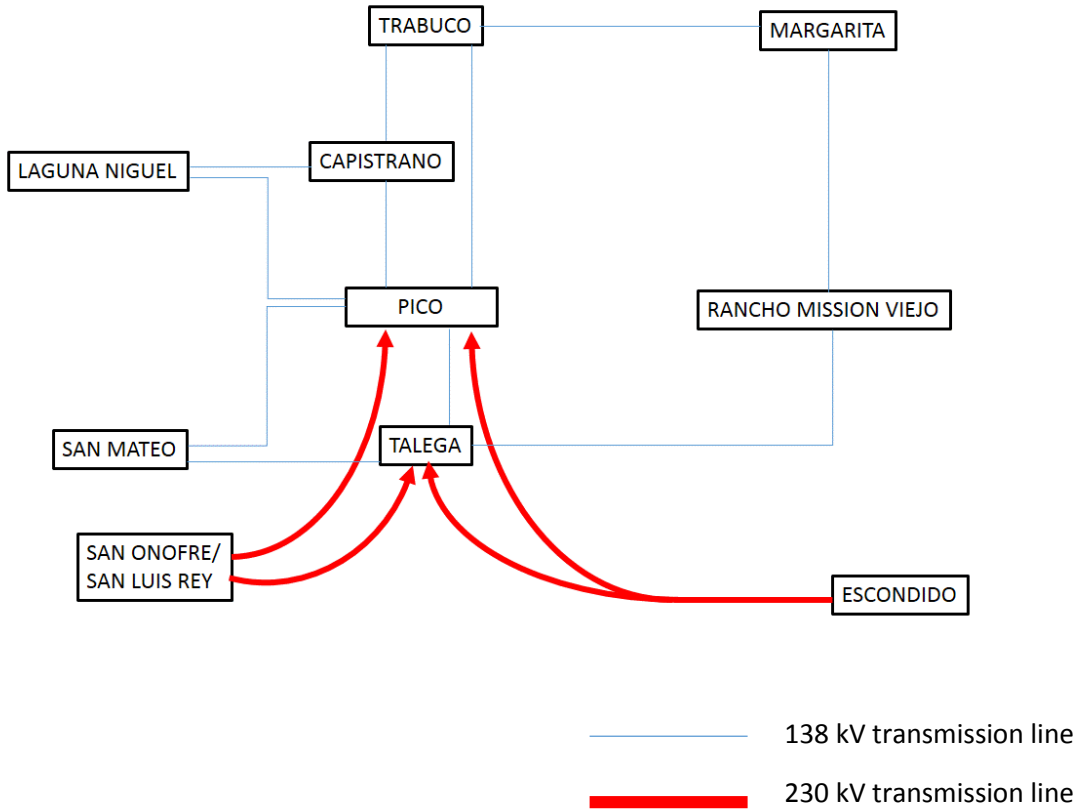




FIGURE 4: AERIAL PHOTOGRAPH OF SDGE'S PICO SUBSTATION AND THE SDGE & SCE RIGHT OF WAY AREAS LOCATED SOUTH OF THE PICO SUBSTATION.



FIGURE 5: ALTERNATIVE 2 CONFIGURATION FOR CONNECTING 230 KV LINES TO SDGE'S PICO SUBSTATION WITH FOUR 138 KV CONNECTIONS TO PICO.

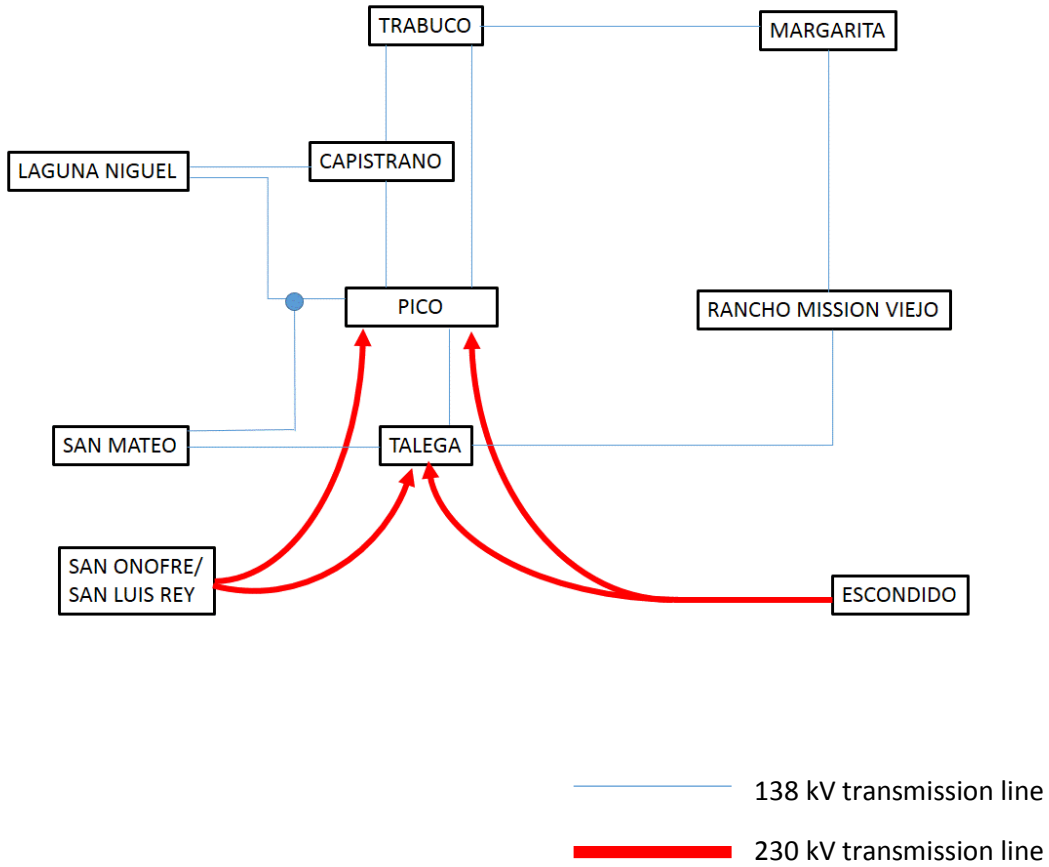


FIGURE 6: ALTERNATIVE 3 CONFIGURATION FOR CONNECTING SCE'S 230 KV LINES TO SDGE'S PICO SUBSTATION.

